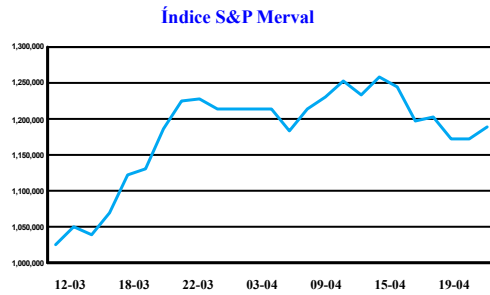


## RESUMEN SEMANAL

Ruedas del 15 al 19 de abril de 2024

### Acciones


**Índice S&P Merval** **-4.44%**  
 Mínimo 1167717.18 Máximo 1248385.85 Cierre 1189209.83

**Mayores Alzas**

 IRSA **+2.84%**  
 -  
 -

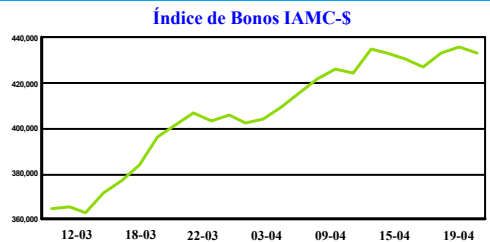
**Mayores Bajas**

 TRAN **-12.19%**  
 TGNO4 **-11.14%**  
 CEPU **-9.84%**
**ADR Argentinos en N.Y.**

 YPF US\$ 19.31 **-8.11%**  
 Grp. F. Galicia US\$ 28.25 **-4.11%**  
 Cresud US\$ 9.12 **-2.98%**
**Otros Índices de Acciones**

 S&P BYMA Gral. **-4.72%**

### Bonos


**Índice de Bonos IAMC** **+0.01%** **Tasa 10 años EEUU**  
 Cierre 433521.530 4.61% **+11 pbs**
**Bonos Nacionales**
**Mayores Alzas**

 TDN24 **+20.37%**  
 TDE25 **+13.54%**  
 TZV25 **+8.81%**
**Mayores Bajas**

 PAP0 **-15.98%**  
 TX28 **-11.49%**  
 CUAP **-11.38%**

### Volúmenes Operados

|  |                           |
|--|---------------------------|
| <b>TOTAL*</b>                          | <b>17,784,603,876,258</b> |
| <b>MERCADO CONTADO</b>                 | <b>6,163,479,974,128</b>  |
| Renta Variable: (1 + 2)                | 309,932,898,126           |
| 1.Prioridad Precio-Tiempo              | 293,441,580,159           |
| Acciones                               | 151,082,127,529           |
| Cedears                                | 142,359,452,631           |
| 2.Ejercicios                           | 16,491,317,967            |
| Renta Fija: (3 + 4)                    | 5,853,547,076,001         |
| 3.Prioridad Precio-Tiempo              | (3,934,996,145,032)       |
| 4.SENEBI                               | 9,788,543,221,033         |
| <b>PLAZO, FUTUROS y OPCIONES</b>       | <b>11,621,123,902,130</b> |
| Plazo/Plazo x Lote/Pase Colocador Piso | 0                         |
| Plazo / Pase Colocador Bilateral       | 0                         |
| Opciones                               | 5,829,431,878             |
| Cauciones                              | 11,588,127,822,501        |
| Préstamos                              | 14,758,572,351            |
| Futuros                                | 12,408,075,400            |

\* Volúmenes sujetos a correcciones y arreglos.

### Caucción Bursátil en \$ (TNA)

**30 días**

|                                       |               |
|---------------------------------------|---------------|
| <b>BRUTA (última tasa)</b>            | <b>63.50%</b> |
| Neta Colocador (a)                    | 63.33%        |
| Neta Tomador (a)                      | 63.69%        |
| (a) Incluye 0.045% por Derechos de Me |               |

### Tipos de Cambio - Dólar

**Compra**    **Venta**

|                             |            |              |
|-----------------------------|------------|--------------|
| Bco. Nación                 | \$868.5000 | \$871.5000   |
| Bancos                      | \$873.0000 | \$873.5000   |
| Casas de Cambio - Minorista | \$830.0000 | \$910.0000   |
| Casas de Cambio - Mayorista | \$995.0000 | \$1,015.0000 |
| Referencia BCRA             | -          | -            |

### Coefficiente CER

|          |          |          |          |
|----------|----------|----------|----------|
| 19/04/24 | 340.5701 | 22/04/24 | 344.1429 |
|----------|----------|----------|----------|

### Mercados Internacionales

| Índices Bursátiles (en US\$) |        | Monedas     |        | Commodities (en US\$) |         |        |
|------------------------------|--------|-------------|--------|-----------------------|---------|--------|
| B. San Pablo                 | -1.93% | NYSE        | +0.02% | WTI                   | 83.99   | -3.08% |
| B. Sant. Chile               | -1.76% | Tokyo S.E.  | -7.04% | Soja                  | 423.10  | -1.83% |
| B. Madrid                    | +0.62% | London S.E. | -1.85% | Oro                   | 2395.50 | +2.44% |

### Índice del Informe Diario

|   |                            |   |                         |
|---|----------------------------|---|-------------------------|
| Acciones                                    | <a href="#">Pág. 2 y 3</a> | Análisis de Obligaciones Negociables        | <a href="#">Pág. 8</a>  |
| ADRs  | <a href="#">Pág. 4</a>     | Índice de Bonos IAMC y Curva de Rendimiento | <a href="#">Pág. 9</a>  |
| Análisis de Bonos Canje Deuda 2005 y 2010   | <a href="#">Pág. 5</a>     | Opciones                                    | <a href="#">Anexo A</a> |
| Análisis de Bonos Nacionales y Provinciales | <a href="#">Pág. 6 y 7</a> | Posiciones Abiertas de Opciones             | <a href="#">Anexo B</a> |

 Publicación disponible en <http://www.iamc.com.ar> - @IAMC\_Oficial

IMPORTANTE: Todas las herramientas provistas por el IAMC son desarrolladas exclusivamente para fines informativos, y bajo ninguna circunstancia la utilización de las mismas deben ser interpretadas como un asesoramiento comercial.

 Ante cualquier consulta respecto a los datos publicados en esta edición, por favor contactarse en [iamc@iamc.com.ar](mailto:iamc@iamc.com.ar)

## ANÁLISIS DE ACCIONES

**Prioridad Precio - Tiempo**
**19-Abr-24**

| Especie                    | Cotización (*) | Fecha última cotización | Volumen Efectivo | Var. Diaria | Var.dde 27-Mar-24 (a) | Var.dde 29-Dic-23 (a) | Var.dde 19-Abr-23 (a) | Mínimo -52 semanas- (b) | Máximo     | P/E (c) | COT/VL % (d) | Volatil. últimas 40 ruedas (e) | Betas c/S&P Merval/Gral. (en Mill.) | Capitaliz. Bursátil (f) (en Mill.) | Valor de Mercado (g) (en Mill.) |
|----------------------------|----------------|-------------------------|------------------|-------------|-----------------------|-----------------------|-----------------------|-------------------------|------------|---------|--------------|--------------------------------|-------------------------------------|------------------------------------|---------------------------------|
| <b>Empresas Líderes</b>    |                |                         |                  |             |                       |                       |                       |                         |            |         |              |                                |                                     |                                    |                                 |
| ALUA                       | 859.500        | 19-Abr-24               | 805,281,880      | 1.30%       | -3.21%                | -6.63%                | 241.13%               | 237.457                 | 1,319.761  | -       | 443.88       | 72.54%                         | 0.97                                | 2,406,600.00                       | 2,406,600.00                    |
| BBAR                       | 3,038.200      | 19-Abr-24               | 1,209,168,239    | 6.24%       | -0.99%                | 71.14%                | 412.87%               | 523.271                 | 3,300.000  | 11.31   | 132.38       | 56.09%                         | 0.92                                | 1,861,535.76                       | 1,861,535.76                    |
| BMA                        | 5,303.650      | 19-Abr-24               | 890,324,213      | 2.23%       | -4.80%                | 98.64%                | 659.07%               | 657.714                 | 5,983.200  | 5.77    | 165.90       | 54.14%                         | 0.97                                | 3,391,224.92                       | 3,391,224.92                    |
| BYMA                       | 1,436.000      | 19-Abr-24               | 527,544,786      | 0.49%       | 9.56%                 | 76.32%                | 364.76%               | 296.425                 | 1,596.000  | 10.41   | 386.39       | 63.51%                         | 0.84                                | 1,094,950.00                       | 1,094,950.00                    |
| CEPU                       | 967.850        | 19-Abr-24               | 931,124,328      | 1.57%       | -4.65%                | 8.01%                 | 329.47%               | 222.500                 | 1,300.000  | 91.47   | 269.19       | 60.51%                         | 1.14                                | 1,465,346.44                       | 1,465,346.44                    |
| COME                       | 106.850        | 19-Abr-24               | 297,236,380      | 3.99%       | 1.18%                 | 45.57%                | 327.85%               | 24.732                  | 122.200    | 29.36   | 295.22       | 55.13%                         | 0.72                                | 333,266.51                         | 333,266.51                      |
| CRES                       | 980.700        | 19-Abr-24               | 285,410,402      | 5.35%       | 5.63%                 | 6.52%                 | 331.95%               | 218.625                 | 1,269.000  | 7.11    | 113.67       | 45.88%                         | 1.08                                | 580,743.65                         | 560,516.33                      |
| EDN                        | 870.100        | 19-Abr-24               | 243,447,426      | 0.78%       | -10.98%               | -7.63%                | 365.79%               | 184.000                 | 1,410.000  | 14.22   | 247.09       | 73.23%                         | 1.02                                | 788,706.58                         | 761,616.52                      |
| GGAL                       | 3,032.750      | 19-Abr-24               | 5,758,796,876    | 1.30%       | 7.17%                 | 80.84%                | 558.69%               | 444.743                 | 3,198.000  | 23.64   | 347.94       | 50.33%                         | 0.90                                | 3,619,497.48                       | 4,472,372.44                    |
| IRSA                       | 1,028.500      | 19-Abr-24               | 522,312,410      | 2.95%       | 0.72%                 | 20.38%                | 375.48%               | 208.367                 | 1,200.000  | 4.47    | 104.14       | 52.19%                         | 0.78                                | 834,005.91                         | 822,321.27                      |
| LOMA                       | 1,466.300      | 19-Abr-24               | 287,815,953      | -0.11%      | -1.24%                | 5.22%                 | 188.78%               | 486.496                 | 1,972.000  | -       | 584.77       | 60.11%                         | 0.79                                | 873,953.64                         | 855,714.05                      |
| MIRG                       | 13,774.000     | 19-Abr-24               | 58,156,508       | -           | 2.68%                 | 32.56%                | 163.46%               | 5,097.072               | 17,190.000 | 66.53   | 185.86       | 67.39%                         | 0.34                                | 247,932.00                         | 241,045.00                      |
| PAMP                       | 1,835.000      | 19-Abr-24               | 4,147,611,795    | 2.54%       | -2.77%                | -5.00%                | 201.34%               | 580.000                 | 2,625.000  | 17.87   | 263.45       | 52.64%                         | 0.95                                | 2,538,987.85                       | 2,538,987.85                    |
| SUPV                       | 1,170.550      | 19-Abr-24               | 471,416,177      | 3.58%       | -8.03%                | 50.18%                | 478.62%               | 183.000                 | 1,370.000  | 25.87   | 215.74       | 72.10%                         | 1.04                                | 462,348.68                         | 445,901.87                      |
| TECO2                      | 1,522.200      | 19-Abr-24               | 115,974,347      | 2.22%       | -8.63%                | 10.07%                | 266.61%               | 403.895                 | 2,182.000  | -       | 275.75       | 65.79%                         | 1.04                                | 3,278,343.89                       | 3,278,343.89                    |
| TGNO4                      | 1,999.000      | 19-Abr-24               | 876,394,753      | 1.47%       | -5.57%                | 10.81%                | 330.82%               | 457.000                 | 2,575.000  | 15.22   | 194.05       | 65.04%                         | 0.94                                | 878,308.50                         | 878,308.50                      |
| TRGSU2                     | 3,397.000      | 19-Abr-24               | 782,829,148      | 2.76%       | 3.59%                 | 14.91%                | 280.40%               | 871.500                 | 4,079.000  | -       | 298.84       | 67.29%                         | 1.14                                | 2,698,900.48                       | 2,557,129.31                    |
| TRAN                       | 1,153.000      | 19-Abr-24               | 226,472,044      | 0.35%       | -12.22%               | -4.71%                | 364.45%               | 230.000                 | 1,560.000  | 42.99   | 296.50       | 67.40%                         | 0.86                                | 251,227.34                         | 512,708.89                      |
| TXAR                       | 806.000        | 19-Abr-24               | 532,374,851      | 0.19%       | -9.94%                | -5.06%                | 203.02%               | 254.983                 | 1,200.000  | 30.17   | 302.00       | 67.09%                         | 1.02                                | 3,640,777.78                       | 3,640,777.78                    |
| VALO                       | 263.500        | 19-Abr-24               | 97,433,895       | 1.54%       | 3.94%                 | 16.98%                | 236.53%               | 77.818                  | 305.500    | 63.22   | 585.72       | 44.06%                         | 0.59                                | 221,388.06                         | 220,292.05                      |
| YFPD                       | 20,468.050     | 19-Abr-24               | 3,850,344,333    | -1.44%      | -6.29%                | 22.65%                | 304.97%               | 4,753.000               | 23,100.000 | -       | 1011.05      | 47.05%                         | 1.07                                | 8,050,345.91                       | 8,003,326.18                    |
| S&P Merval                 | 1,189,209.830  | -                       | -                | 1.40%       | -2.00%                | 27.91%                | 331.80%               | 274,833.380             | 1,334,440  | -       | -            | 44.52%                         | -                                   | -                                  | -                               |
| S&P BYMA Cedear            | 14,527.280     | -                       | -                | -           | -6.23%                | 12.24%                | 216.40%               | 4,519.790               | 17,748.480 | -       | -            | 28.37%                         | -                                   | -                                  | -                               |
| S&P BYMA Ingenius          | 12,777.350     | -                       | -                | -4.13%      | -9.07%                | 32.44%                | 294.79%               | 3,186.720               | 15,447.640 | -       | -            | 41.70%                         | -                                   | -                                  | -                               |
| S&P Í. Gral.               | 50,683,210.250 | -                       | -                | 1.12%       | -1.98%                | 26.15%                | 336.39%               | 11,568,466              | 57,790,128 | -       | -            | 44.30%                         | -                                   | -                                  | -                               |
| <b>Empresas No Líderes</b> |                |                         |                  |             |                       |                       |                       |                         |            |         |              |                                |                                     |                                    |                                 |
| S&P/BYMA Energía           | 40,501.100     | -                       | -                | -0.54%      | -5.05%                | 20.86%                | 309.12%               | 9,732.880               | 46,349.840 | -       | -            | 45.61%                         | -                                   | -                                  | -                               |
| S&P/BYMA Bs Intermedios    | 42,488.060     | -                       | -                | 0.44%       | -6.73%                | -3.74%                | 212.84%               | 13,508.840              | 57,757.980 | -       | -            | 60.07%                         | -                                   | -                                  | -                               |
| S&P/BYMA Ind y Bs de Cap   | 39,637.560     | -                       | -                | 3.52%       | 7.32%                 | 44.01%                | 427.60%               | 7,446.080               | 46,587.110 | -       | -            | 62.27%                         | -                                   | -                                  | -                               |
| S&P/BYMA Cons No Esenc.    | 43,360.950     | -                       | -                | 0.28%       | 1.63%                 | 28.26%                | 206.86%               | 13,824.210              | 55,002.420 | -       | -            | 61.98%                         | -                                   | -                                  | -                               |
| S&P/BYMA Cons Masivo       | 50,590.640     | -                       | -                | 2.92%       | 1.65%                 | 8.44%                 | 414.55%               | 9,770.840               | 72,083.400 | -       | -            | 52.59%                         | -                                   | -                                  | -                               |
| S&P/BYMA S. Financieros    | 30,283.320     | -                       | -                | 1.97%       | 3.63%                 | 75.62%                | 486.79%               | 5,008.590               | 31,528.880 | -       | -            | 47.70%                         | -                                   | -                                  | -                               |
| S&P/BYMA Telecomunic.      | 21,873.490     | -                       | -                | 1.34%       | -7.16%                | 16.34%                | 309.52%               | 5,276.330               | 28,621.610 | -       | -            | 54.03%                         | -                                   | -                                  | -                               |
| S&P/BYMA Serv Públicos     | 34,557.960     | -                       | -                | 1.86%       | -5.43%                | 1.35%                 | 271.00%               | 9,158.310               | 47,788.880 | -       | -            | 54.48%                         | -                                   | -                                  | -                               |
| S&P/BYMA Bienes Raíces     | 38,767.140     | -                       | -                | 2.95%       | 0.72%                 | 20.38%                | 370.00%               | 7,945.510               | 45,231.470 | -       | -            | 52.19%                         | -                                   | -                                  | -                               |
| S&P/BYMA Construcción      | 21,935.290     | -                       | -                | 0.78%       | -0.29%                | 6.77%                 | 211.15%               | 6,831.580               | 28,806.220 | -       | -            | 54.59%                         | -                                   | -                                  | -                               |
| S&P/BYMA Energ. y S. Púb.  | 41,163.440     | -                       | -                | 0.31%       | -5.19%                | 13.05%                | 294.84%               | 10,319.480              | 50,388.500 | -       | -            | 47.12%                         | -                                   | -                                  | -                               |
| <b>Futuros</b>             |                |                         |                  |             |                       |                       |                       |                         |            |         |              |                                |                                     |                                    |                                 |
| DOABR24                    | 879.500        | 19-Abr-24               | -                | -           | -1.40%                | -18.34%               | -18.34%               | -                       | 1,125.470  | -       | -            | 20.28%                         | -                                   | -                                  | -                               |
| DOMAY24                    | 915.000        | 19-Abr-24               | 36,535,200       | -           | -2.66%                | -11.17%               | -11.17%               | -                       | 1,003.000  | -       | -            | 18.68%                         | -                                   | -                                  | -                               |

**ANÁLISIS DE ACCIONES**
**Prioridad Precio - Tiempo**
**19-Abr-24**

| Especie                            | Cotización (*) | Fecha última cotización | Volumen Efectivo | Var. Diaria | Var.dde 27-Mar-24 (a) | Var.dde 29-Dic-23 (a) | Var.dde 19-Abr-23 (a) | Mínimo -52 semanas- (b) | Máximo     | P/E (c) | COT/VL % (d) | Volatil. últimas 40 ruedas (e) | Betas c/S&P Merval/Gral. (f) | Capitaliz. Bursátil (g) (en Mill.) | Valor de Mercado (g) (en Mill.) |
|------------------------------------|----------------|-------------------------|------------------|-------------|-----------------------|-----------------------|-----------------------|-------------------------|------------|---------|--------------|--------------------------------|------------------------------|------------------------------------|---------------------------------|
| <b>Empresas No Líderes (Cont.)</b> |                |                         |                  |             |                       |                       |                       |                         |            |         |              |                                |                              |                                    |                                 |
| GRIM (3)                           | 835.000        | 19-Abr-24               | 60,112           | -3.64%      | -4.02%                | 14.38%                | 230.04%               | 248.697                 | 1,100.000  | 3.69    | 153.12       | 61.20%                         | 0.14                         | 36,996.77                          | 36,996.77                       |
| HARG                               | 1,176.000      | 19-Abr-24               | 20,821,548       | 1.16%       | -3.13%                | -18.53%               | 274.78%               | 308.720                 | 1,840.000  | 23.39   | 305.44       | 57.67%                         | 0.71                         | 430,113.66                         | 430,113.66                      |
| HAVA                               | 6,050.000      | 19-Abr-24               | 33,969,379       | 0.51%       | 0.15%                 | -5.42%                | 836.62%               | 608.099                 | 9,882.839  | -       | 4921.92      | 97.52%                         | 0.77                         | 77,510.62                          | 284,205.62                      |
| HULI (2)                           | 1,500.000      | 24-Oct-23               | -                | -           | -                     | -                     | -                     | 1,500.000               | 1,647.000  | -       | 103.20       | -                              | 0.71                         | 1,288.20                           | 1,288.20                        |
| INTR                               | 278.000        | 19-Abr-24               | 2,785,118        | 2.39%       | 11.65%                | 64.99%                | 561.90%               | 42.000                  | 410.000    | -       | 271.71       | 92.93%                         | 0.40                         | 33,661.85                          | 33,661.85                       |
| INVJ                               | 453.000        | 19-Abr-24               | 8,058,126        | 2.37%       | -8.21%                | -2.58%                | 836.92%               | 46.600                  | 660.000    | -       | 669.24       | 100.78%                        | 1.02                         | 277,768.10                         | 320,633.81                      |
| LEDE                               | 899.500        | 19-Abr-24               | 93,227,264       | -2.12%      | 4.05%                 | 20.74%                | 275.97%               | 218.012                 | 1,165.500  | 26.37   | 371.90       | 70.25%                         | 0.78                         | 395,522.97                         | 395,522.97                      |
| LONG                               | 49.500         | 19-Abr-24               | 3,193,607        | -0.30%      | -6.95%                | 26.92%                | 256.41%               | 13.611                  | 90.000     | 14.33   | 81.59        | 56.63%                         | 0.69                         | 7,605.25                           | 7,605.25                        |
| METR                               | 770.500        | 19-Abr-24               | 212,448,865      | 5.40%       | -12.99%               | 0.33%                 | 499.61%               | 127.000                 | 1,390.000  | 10.75   | 452.62       | 83.98%                         | 0.93                         | 214,887.74                         | 438,546.26                      |
| MOLA                               | 18,401.500     | 19-Abr-24               | 19,094,588       | 0.87%       | -1.44%                | -4.37%                | 427.77%               | 3,194.289               | 31,000.000 | 47.98   | 834.12       | 73.82%                         | 0.76                         | 903,182.86                         | 903,182.86                      |
| MOLA5                              | 13,650.000     | 1-Nov-23                | -                | -           | -                     | -                     | 325.81%               | 13,000.000              | 13,650.000 | -       | -            | -                              | -0.14                        | -                                  | -                               |
| MOLI                               | 3,187.000      | 19-Abr-24               | 44,371,940       | 2.10%       | -1.51%                | 36.96%                | 637.39%               | 415.860                 | 5,550.000  | 70.49   | 1318.52      | 97.86%                         | 0.87                         | 641,910.01                         | 641,910.01                      |
| MORI                               | 132.000        | 19-Abr-24               | 13,749,545       | -0.57%      | -5.71%                | 57.52%                | 372.27%               | 26.600                  | 198.500    | -       | 371.71       | 77.83%                         | 0.82                         | 37,211.07                          | 37,211.07                       |
| MTR                                | 1,295.000      | 19-Abr-24               | 18,919,704       | -0.58%      | -1.56%                | 7.69%                 | 124.35%               | 561.585                 | 1,700.000  | 13.29   | 182.54       | 44.58%                         | 0.42                         | 159,181.40                         | 159,181.40                      |
| MVIA (2)                           | 0.010          | 20-Jul-18               | -                | -           | -                     | -                     | -                     | -                       | -          | 0.00    | 0.01         | -                              | -                            | 0.07                               | 0.14                            |
| OEST                               | 1,068.000      | 19-Abr-24               | 10,815,870       | 6.53%       | -0.23%                | 43.36%                | 664.22%               | 134.000                 | 1,249.000  | 40.28   | 607.27       | 74.17%                         | 0.68                         | 170,880.00                         | 170,880.00                      |
| PATA                               | 975.000        | 19-Abr-24               | 3,350,604        | 3.50%       | 5.86%                 | 7.26%                 | 684.52%               | 119.309                 | 1,140.000  | -       | 980.40       | 54.39%                         | 0.60                         | 487,500.00                         | 487,500.00                      |
| POLL (2)                           | 460.000        | 17-Abr-24               | -                | -           | -6.12%                | 300.00%               | 882.91%               | 46.800                  | 749.500    | 17.11   | -            | 119.91%                        | -0.03                        | 2,953.38                           | 2,953.38                        |
| PREN1 (2)                          | 1.288          | 18-Nov-09               | -                | -           | -                     | -                     | -                     | -                       | -          | 0.07    | 1.30         | -                              | -                            | 327.53                             | 327.53                          |
| REGE (2)                           | 5,500.000      | 16-Abr-24               | -                | -           | -                     | 83.33%                | 856.31%               | 1,389.884               | 7,189.055  | 37.78   | 664.33       | -                              | -0.04                        | 11,000.00                          | 11,000.00                       |
| RICH                               | 874.500        | 19-Abr-24               | 6,095,961        | 0.17%       | 2.94%                 | 25.20%                | 116.73%               | 394.000                 | 1,235.000  | -       | 491.16       | 52.54%                         | 0.50                         | 12,389.18                          | 70,617.18                       |
| RIGO (3)                           | 945.000        | 19-Abr-24               | 296,730          | -2.58%      | -18.53%               | 15.24%                | 136.91%               | 398.888                 | 1,200.000  | -       | 436.72       | 57.17%                         | 0.14                         | 137,085.78                         | 137,090.64                      |
| RIGOS                              | 0.010          | 18-Feb-09               | -                | -           | -                     | -                     | -                     | -                       | -          | -       | -            | -                              | -                            | -                                  | -                               |
| ROSE (3)                           | 97.500         | 19-Abr-24               | 195,571          | -4.41%      | -16.31%               | 52.34%                | 619.56%               | 14.000                  | 135.000    | 7.38    | 216.90       | 87.70%                         | 0.14                         | 4,152.47                           | 4,152.47                        |
| SAMI                               | 784.000        | 19-Abr-24               | 41,867,711       | 0.06%       | -30.31%               | -13.51%               | 236.48%               | 221.500                 | 1,549.000  | -       | 358.07       | 86.98%                         | 0.86                         | 55,782.37                          | 55,782.37                       |
| SEMI                               | 96.500         | 19-Abr-24               | 8,452,352        | 0.31%       | -8.96%                | -2.01%                | 716.70%               | 11.358                  | 134.789    | 14.50   | 351.73       | 80.79%                         | 0.74                         | 18,470.10                          | 18,470.10                       |
| URBA (2)                           | 13.653         | 21-Dic-09               | -                | -           | -                     | -                     | -                     | -                       | -          | -       | -            | -                              | -                            | 2.59                               | 2.59                            |

**PYMES**

|          |         |           |   |   |   |   |       |         |         |       |        |   |      |        |        |
|----------|---------|-----------|---|---|---|---|-------|---------|---------|-------|--------|---|------|--------|--------|
| INAG (2) | 220.962 | 4-Sep-23  | - | - | - | - | 7.22% | 216.871 | 224.236 | 10.37 | 34.28  | - | 0.00 | 486.12 | 486.12 |
| OVOP (1) | 8.750   | 28-Jul-17 | - | - | - | - | -     | -       | -       | 7.46  | 168.87 | - | -    | 116.50 | 116.50 |

**Notas Aclaratorias:**

(\*) Para Acciones del Índice Merval y aquellas que tienen ADR el precio es el Promedio Ponderado por volumen de los últimos 10 minutos operados de la especie ( VWAP )

(a) Las variaciones se calculan sobre precios ajustados por eventos corporativos.

(b) Los precios mínimos y máximos incluyen los valores alcanzados durante la rueda (intraday)

(c) Precio/Utilidad Neta por acción de los últimos 12 meses ("trailing").

(d) COT/VL considera nulos los valores menores a 0.

(e), (d) y (g) Para el cálculo de este indicador se considera el último dato sobre la composición del capital social informado por la empresa.

(e) El cálculo de volatilidades se realiza siempre que la especie cotice más del 75% de las últimas 40 ruedas.

(f) Para el cálculo de este indicador se considera la cantidad de acciones ordinarias autorizadas a cotizar en BYMA, las cuales pueden diferir respecto del número total de acciones que surge del último dato de capital social informado por la empresa. Las sociedades mencionadas a continuación poseen un monto autorizado a cotizar que difiere de su capital social:

AUSO, BRIO, EDN, GBAN, GCLA, GGAL, INVJ, LOMA, METR, MVIA, SUPV y TRAN.

(1) Negociación Suspendida

(2) Negociación por Subasta s/ Circular BYMA 3578 del 28-01-22

(3) Negociación Concentrada s/ Circular BYMA 3578 del 28-01-22

(4) En Período de suscripción de acciones

(5) Negociación por Subasta y en período de suscripción de acciones

**ACCIONES CON COTIZACIÓN EN MERCADOS DEL EXTERIOR**
**19-Abr-24**
**ADR, BDR y GDR**

| Especie                                   | Mercado     | Código Divisa | Cotización ADR (a) | Volumen Nominal | Volumen Efectivo | Variación diaria | Var. dde. 29-Mar-24 | Var. dde. 29-Dic-23 | Mín. 52 semanas (b) | Max. 52 semanas (b) | Volatil. últ. 40r (c) | Ratio (d) |
|---|-------------|---------------|--------------------|-----------------|------------------|------------------|---------------------|---------------------|---------------------|---------------------|-----------------------|-----------|
| ADR Banco BBVA Argentina (BFR.N)          | NYSE        | USD           | 8.4900             | 247,440         | 2,100,766        | 4.81%            | 0.24%               | 54.36%              | -                   | -                   | 51.91%                | 3.00      |
| ADR Banco Macro (BMA.N)                   | NYSE        | USD           | 49.6500            | 33,619          | 1,669,183        | 2.54%            | -3.18%              | 72.70%              | -                   | -                   | 41.69%                | 10.00     |
| ADR Bunge (BG.N)                          | NYSE        | USD           | 110.0300           | 248,913         | 27,387,897       | 3.63%            | 7.68%               | 9.23%               | -                   | -                   | 22.02%                | 1.00      |
| ADR Cresud (CRES.Y.O)                     | NASDAQ      | USD           | 9.1200             | 114,261         | 1,042,060        | 3.75%            | 5.80%               | -2.77%              | -                   | -                   | 35.17%                | 10.00     |
| ADR Edenor (EDN.N)                        | NYSE        | USD           | 16.1800            | 12,810          | 207,266          | 1.13%            | -10.01%             | -17.45%             | -                   | -                   | 56.90%                | 20.00     |
| ADR Grupo Financiero Galicia (GGAL.O)     | NASDAQ      | USD           | 28.2500            | 672,131         | 18,987,701       | 0.73%            | 8.74%               | 62.64%              | -                   | -                   | 41.30%                | 10.00     |
| ADR Irsa (IRS.N)                          | NYSE        | USD           | 9.5800             | 26,260          | 251,571          | 3.01%            | 2.02%               | 9.49%               | -                   | -                   | 44.51%                | 10.00     |
| ADR Pampa Energía (PAM.N)                 | NYSE        | USD           | 42.9100            | 30,851          | 1,323,816        | 2.43%            | -1.83%              | -13.56%             | -                   | -                   | 38.75%                | 25.00     |
| ADR Transportadora de Gas del Sur (TGS.N) | NYSE        | USD           | 15.9600            | 16,336          | 260,723          | 2.97%            | 5.98%               | 5.98%               | -                   | -                   | 56.71%                | 5.00      |
| ADR Telecom Argentina (TEO.N)             | NYSE        | USD           | 7.1300             | 4,865           | 34,687           | 1.57%            | -7.64%              | -1.11%              | -                   | -                   | 44.91%                | 5.00      |
| ADR Ternium (TX.N)                        | NYSE        | USD           | 43.0500            | 11,271          | 485,217          | 0.30%            | 2.55%               | 1.20%               | -                   | -                   | 22.20%                | 10.00     |
| ADR YPF (YPF.N)                           | NYSE        | USD           | 19.3100            | 272,386         | 5,259,774        | 1.52%            | -4.12%              | 12.59%              | -                   | -                   | 37.14%                | 1.00      |
| GDR GrupoClarín (GCSAq.L)                 | London S.E. | USD           | 1.4000             | -               | -                | -                | -                   | -                   | -                   | -                   | -                     | 2.00      |
| ADR Central Puerto(CEPU.N)                | NYSE        | USD           | 9.0500             | 28,332          | 256,405          | 1.23%            | -2.90%              | -0.33%              | -                   | -                   | 46.83%                | 10.00     |
| ADR Grupo Supervielle(SUPV.N)             | NYSE        | USD           | 5.4600             | 213,366         | 1,164,978        | 2.25%            | -5.86%              | 35.82%              | -                   | -                   | 60.58%                | 5.00      |
| ADR Loma Negra (OTC)(LOMA.K)              | NYSE        | USD           | 6.8950             | -               | 201,576          | 3.37%            | 0.80%               | -3.16%              | -                   | -                   | 43.98%                | 5.00      |

(a) Los precios son los disponibles a la hora de cierre de BYMA

(b) Los mínimos y máximos incluye valores intradiarios.

(c) El cálculo de volatilidad se realiza siempre que la especie cotice más del 75% de las últimas 40 ruedas.

(d) Ratio = Cant. de Acciones - equivalentes a v/n \$1 - por cada ADR / BDR ó GDR.

**Cuadro Comparativo de precios de Acciones y ADR / BDR / GDR**

| Especie                           | Código BYMA | Cotización ADR / Ratio en moneda original | Cotización BYMA en \$ (2) | Cotización ADR / Ratio en \$ (3) | Diferencia en \$ (3)-(2) |
|-----------------------------------|-------------|---|---------------------------|----------------------------------|--------------------------|
| ADR Banco BBVA Argentina          | BBAR        | 2.8300                                    | 3038.200                  | 2874.827                         | - 163.37                 |
| ADR Banco Macro                   | BMA         | 4.9650                                    | 5303.650                  | 5043.646                         | - 260.00                 |
| ADR Bunge                         | -           | 110.0300                                  | -                         | 111772.875                       | -                        |
| ADR Cresud                        | CRES        | 0.9120                                    | 980.700                   | 926.446                          | - 54.25                  |
| ADR Edenor                        | EDN         | 0.8090                                    | 870.100                   | 821.815                          | - 48.29                  |
| ADR Grupo Financiero Galicia      | GGAL        | 2.8250                                    | 3032.750                  | 2869.748                         | - 163.00                 |
| ADR Irsa                          | IRSA        | 0.9580                                    | 1028.500                  | 973.175                          | - 55.33                  |
| ADR Pampa Energía                 | PAMP        | 1.7164                                    | 1835.000                  | 1743.588                         | - 91.41                  |
| ADR Transportadora de Gas del Sur | TGSU2       | 3.1920                                    | 3397.000                  | 3242.561                         | - 154.44                 |
| ADR Telecom Argentina             | TECO2       | 1.4260                                    | 1522.200                  | 1448.588                         | - 73.61                  |
| ADR Ternium                       | -           | 4.3050                                    | -                         | 4373.191                         | -                        |
| ADR YPF                           | YPFD        | 19.3100                                   | 20468.050                 | 19615.870                        | - 852.18                 |
| GDR GrupoClarín                   | GCLA        | -   | 1800.000                  | -                                | -                        |
| ADR Central Puerto                | CEPU        | 0.9050                                    | 967.850                   | 919.335                          | - 48.51                  |
| ADR Grupo Supervielle (SUPV.N)    | SUPV        | 1.0920                                    | 1170.550                  | 1109.297                         | - 61.25                  |
| ADR Loma Negra (OTC)              | LOMA        | 1.3790                                    | 1466.300                  | 1400.843                         | - 65.46                  |

(3) Cotización convertida a \$ de acuerdo al valor del Dólar Mayorista Bancos informada por Reuters.

**ANÁLISIS DE TÍTULOS PÚBLICOS REESTRUCTURACIÓN DE DEUDA (\*)**

19-Abr-24

| Bono   | Código | Vencimiento | Amortización | Cupón de Renta | Próximo Vencimiento | VR (en %) | Cotización c/100 v.n. (a) | Fecha última cotización | Cupón Corriente    |                               |                    | Valor Técnico c/100 v.n. | Paridad (en%) | Volatilidad 40r. (b) (en %) | TIR Anual | DM     | PPV (en años) |       |
|--|--------|-------------|--------------|----------------|---------------------|-----------|---------------------------|-------------------------|--------------------|-------------------------------|--------------------|--------------------------|---------------|-----------------------------|-----------|--------|---------------|-------|
|  |        |             |              |                |                     |           |                           |                         | Renta Anual (en %) | Intereses Corridos c/100 v.n. | Yield Anual (en %) |                          |               |                             |           |        |               |       |
| <b>BONOS CANJE REESTRUCTURACIÓN DE DEUDA 2005 (**)</b> |        |             |              |                |                     |           |                           |                         |                    |                               |                    |                          |               |                             |           |        |               |       |
| <b>I. Bonos PAR</b>                                    |        |             |              |                |                     |           |                           |                         |                    |                               |                    |                          |               |                             |           |        |               |       |
| PAR Ley Arg. (CER)                                     | PARP   | 31-Dic-38   | Sem.         | Sem.           | 30-Sep-24           | R         | 100.00                    | 18900.000               | 19-Abr-24          | Fija=1.77                     | 25.48              | 2.11                     | 22,560.03     | 83.78                       | 48.51     | 4.13%  | 8.82          | 9.47  |
| <b>II. Bonos Discount</b>                              |        |             |              |                |                     |           |                           |                         |                    |                               |                    |                          |               |                             |           |        |               |       |
| DISC Ley Arg. (CER)                                    | DICP   | 31-Dic-33   | Sem.         | Sem.           | 30-Jun-24           | A+R       | 100.00                    | 34985.000               | 19-Abr-24          | Fija=5.83                     | 523.69             | 4.84                     | 29,141.14     | 120.05                      | 35.10     | 1.48%  | 4.42          | 4.57  |
| <b>III. Bono CUASIPAR</b>                              |        |             |              |                |                     |           |                           |                         |                    |                               |                    |                          |               |                             |           |        |               |       |
| CUASIPAR (CER)   | CUAP   | 31-Dic-45   | Sem.         | Sem.           | 30-Jun-24           | R         | 100.00                    | 23750.000               | 19-Abr-24          | Fija=3.31                     | 325.11             | 4.42                     | 31,616.42     | 75.12                       | 55.54     | 5.73%  | 11.72         | 13.99 |
| <b>III. Unidades Vinculadas al Producto (U.V.P.)</b>   |        |             |              |                |                     |           |                           |                         |                    |                               |                    |                          |               |                             |           |        |               |       |
| U.V.P. en USD Ley Arg.                                 | TVPA   | 15-Dic-35   | -            | -              | -                   | -         | -                         | 1871.000                | 19-Abr-24          | -                             | -                  | -                        | -             | -                           | 72.05     | -      | -             | -     |
| U.V.P. en ARS Ley Arg.                                 | TVPP   | 15-Dic-35   | -            | -              | -                   | -         | -                         | 6.420                   | 19-Abr-24          | -                             | -                  | -                        | -             | -                           | 286.51    | -      | -             | -     |
| U.V.P. en USD Ley N.Y.                                 | TVPY   | 15-Dic-35   | -            | -              | -                   | -         | -                         | 2950.000                | 19-Abr-24          | -                             | -                  | -                        | -             | -                           | 59.44     | -      | -             | -     |
| U.V.P. en EUR Ley Ing.                                 | TVPE   | 15-Dic-35   | -            | -              | -                   | -         | -                         | 7250.000                | 16-Abr-24          | -                             | -                  | -                        | -             | -                           | 39.47     | -      | -             | -     |
| <b>BONOS CANJE REESTRUCTURACIÓN DE DEUDA 2010 (**)</b> |        |             |              |                |                     |           |                           |                         |                    |                               |                    |                          |               |                             |           |        |               |       |
| <b>I. Bonos Par</b>                                    |        |             |              |                |                     |           |                           |                         |                    |                               |                    |                          |               |                             |           |        |               |       |
| PAR Ley Arg. (CER)                                     | PAP0   | 31-Dic-38   | Sem.         | Sem.           | 30-Sep-24           | R         | 100.00                    | 18400.000               | 19-Abr-24          | Fija=1.77                     | 25.48              | 2.17                     | 22,560.03     | 81.56                       | 63.18     | 4.44%  | 8.77          | 9.47  |
| <b>II. Bonos Discount</b>                              |        |             |              |                |                     |           |                           |                         |                    |                               |                    |                          |               |                             |           |        |               |       |
| DISC Ley Arg. (CER)                                    | DIP0   | 31-Dic-33   | Sem.         | Sem.           | 30-Jun-24           | A+R       | 100.00                    | 33500.000               | 19-Abr-24          | Fija=5.83                     | 523.69             | 5.06                     | 29,141.14     | 114.96                      | 62.46     | 2.48%  | 4.32          | 4.57  |
| <b>III. Unidades Vinculadas al Producto (U.V.P.)</b>   |        |             |              |                |                     |           |                           |                         |                    |                               |                    |                          |               |                             |           |        |               |       |
| U.V.P. en USD Ley N.Y.                                 | TVY0   | 15-Dic-35   | -            | -              | -                   | -         | -                         | 3000.000                | 12-Abr-24          | -                             | -                  | -                        | -             | -                           | -         | -      | -             | -     |
| <b>BONOS CANJE REESTRUCTURACIÓN DE DEUDA 2020</b>      |        |             |              |                |                     |           |                           |                         |                    |                               |                    |                          |               |                             |           |        |               |       |
| <b>I. Bonos en Dólares Ley Arg. (Bonar)</b>            |        |             |              |                |                     |           |                           |                         |                    |                               |                    |                          |               |                             |           |        |               |       |
| Bonar Step-Up 2029                                     | AL29   | 9-Jul-29    | 10 - Sem.    | Sem.           | 09-Jul-24           | R         | 100.00                    | 61690.000               | 19-Abr-24          | Fija=1                        | 0.29               | 1.74                     | 100.29        | 57.44                       | 35.52     | 24.05% | 2.22          | 2.93  |
| Bonar Step-Up 2029 - USD                               | AL29D  | 9-Jul-29    | 10 - Sem.    | Sem.           | 09-Jul-24           | R         | 100.00                    | 60.700                  | 19-Abr-24          | Fija=1                        | 0.29               | 1.66                     | 100.29        | 60.53                       | 32.76     | 21.49% | 2.29          | 2.93  |
| Bonar Step-Up 2030                                     | AL30   | 9-Jul-30    | 13 - Sem.    | Sem.           | 09-Jul-24           | A+R       | 100.00                    | 58940.000               | 19-Abr-24          | Fija=0.75                     | 0.22               | 1.37                     | 100.22        | 54.92                       | 36.10     | 23.70% | 2.36          | 3.31  |
| Bonar Step-Up 2030 - USD                               | AL30D  | 9-Jul-30    | 13 - Sem.    | Sem.           | 09-Jul-24           | A+R       | 100.00                    | 57.410                  | 19-Abr-24          | Fija=0.75                     | 0.22               | 1.31                     | 100.22        | 57.29                       | 34.59     | 21.76% | 2.42          | 3.31  |
| Bonar Step-Up 2035                                     | AL35   | 9-Jul-35    | 10 - Sem.    | Sem.           | 09-Jul-24           | R         | 100.00                    | 49890.000               | 19-Abr-24          | Fija=3.625                    | 1.05               | 7.96                     | 101.05        | 46.10                       | 38.91     | 17.04% | 5.88          | 7.76  |
| Bonar Step-Up 2035 - USD                               | AL35D  | 9-Jul-35    | 10 - Sem.    | Sem.           | 09-Jul-24           | R         | 100.00                    | 48.550                  | 19-Abr-24          | Fija=3.625                    | 1.05               | 7.63                     | 101.05        | 48.05                       | 40.22     | 16.29% | 5.97          | 7.76  |
| Bonar Step-Up 2038                                     | AE38   | 9-Ene-38    | 22 - Sem.    | Sem.           | 09-Jul-24           | R         | 100.00                    | 53350.000               | 19-Abr-24          | Fija=4.25                     | 1.23               | 8.75                     | 101.23        | 49.21                       | 39.92     | 18.09% | 4.92          | 7.41  |
| Bonar Step-Up 2038 - USD                               | AE38D  | 9-Ene-38    | 22 - Sem.    | Sem.           | 09-Jul-24           | R         | 100.00                    | 52.750                  | 19-Abr-24          | Fija=4.25                     | 1.23               | 8.25                     | 101.23        | 52.11                       | 38.58     | 16.85% | 5.06          | 7.41  |
| Bonar Step-Up 2041                                     | AL41   | 9-Jul-41    | 28 - Sem.    | Sem.           | 09-Jul-24           | R         | 100.00                    | 44900.000               | 19-Abr-24          | Fija=3.5                      | 1.01               | 8.55                     | 101.01        | 41.51                       | 43.18     | 17.31% | 5.85          | 9.29  |
| Bonar Step-Up 2041 - USD                               | AL41D  | 9-Jul-41    | 28 - Sem.    | Sem.           | 09-Jul-24           | R         | 100.00                    | 44.900                  | 19-Abr-24          | Fija=3.5                      | 1.01               | 7.97                     | 101.01        | 44.45                       | 35.46     | 16.07% | 6.04          | 9.29  |
| <b>II. Bonos en Dólares Ley Extranjera (Globales)</b>  |        |             |              |                |                     |           |                           |                         |                    |                               |                    |                          |               |                             |           |        |               |       |
| Global Step-Up 2029                                    | GD29   | 9-Jul-29    | 10 - Sem.    | Sem.           | 09-Jul-24           | R         | 100.00                    | 63150.000               | 19-Abr-24          | Fija=1                        | 0.29               | 1.70                     | 100.29        | 58.80                       | 36.98     | 22.89% | 2.25          | 2.93  |
| Global Step-Up 2029 - USD                              | GD29D  | 9-Jul-29    | 10 - Sem.    | Sem.           | 09-Jul-24           | R         | 100.00                    | 62.950                  | 19-Abr-24          | Fija=1                        | 0.29               | 1.60                     | 100.29        | 62.77                       | 36.70     | 19.76% | 2.33          | 2.93  |
| Global Step-Up 2030                                    | GD30   | 9-Jul-30    | 13 - Sem.    | Sem.           | 09-Jul-24           | A+R       | 100.00                    | 61940.000               | 19-Abr-24          | Fija=0.75                     | 0.22               | 1.30                     | 100.22        | 57.71                       | 36.47     | 21.42% | 2.43          | 3.31  |
| Global Step-Up 2030 - USD                              | GD30D  | 9-Jul-30    | 13 - Sem.    | Sem.           | 09-Jul-24           | A+R       | 100.00                    | 60.310                  | 19-Abr-24          | Fija=0.75                     | 0.22               | 1.25                     | 100.22        | 60.18                       | 28.71     | 19.57% | 2.50          | 3.31  |
| Global Step-Up 2035                                    | GD35   | 9-Jul-35    | 10 - Sem.    | Sem.           | 09-Jul-24           | R         | 100.00                    | 50100.000               | 19-Abr-24          | Fija=3.625                    | 1.05               | 7.93                     | 101.05        | 46.30                       | 38.39     | 16.96% | 5.89          | 7.76  |
| Global Step-Up 2035 - USD                              | GD35D  | 9-Jul-35    | 10 - Sem.    | Sem.           | 09-Jul-24           | R         | 100.00                    | 49.340                  | 19-Abr-24          | Fija=3.625                    | 1.05               | 7.51                     | 101.05        | 48.83                       | 36.08     | 16.00% | 6.00          | 7.76  |
| Global Step-Up 2038                                    | GD38   | 9-Ene-38    | 22 - Sem.    | Sem.           | 09-Jul-24           | R         | 100.00                    | 55500.000               | 19-Abr-24          | Fija=4.25                     | 1.23               | 8.40                     | 101.23        | 51.20                       | 38.43     | 17.23% | 5.01          | 7.41  |
| Global Step-Up 2038 - USD                              | GD38D  | 9-Ene-38    | 22 - Sem.    | Sem.           | 09-Jul-24           | R         | 100.00                    | 55.090                  | 19-Abr-24          | Fija=4.25                     | 1.23               | 7.89                     | 101.23        | 54.42                       | 35.93     | 15.94% | 5.16          | 7.41  |
| Global Step-Up 2041                                    | GD41   | 9-Jul-41    | 28 - Sem.    | Sem.           | 09-Jul-24           | R         | 100.00                    | 47600.000               | 19-Abr-24          | Fija=3.5                      | 1.01               | 8.06                     | 101.01        | 44.00                       | 45.13     | 16.25% | 6.02          | 9.29  |
| Global Step-Up 2041 - USD                              | GD41D  | 9-Jul-41    | 28 - Sem.    | Sem.           | 09-Jul-24           | R         | 100.00                    | 47.399                  | 19-Abr-24          | Fija=3.5                      | 1.01               | 7.55                     | 101.01        | 46.92                       | 41.14     | 15.12% | 6.20          | 9.29  |
| Global Step-Up 2046                                    | GD46   | 9-Jul-46    | 44 - Sem.    | Sem.           | 09-Jul-24           | R         | 100.00                    | 51990.000               | 19-Abr-24          | Fija=3.625                    | 1.05               | 7.63                     | 101.05        | 48.04                       | 33.76     | 16.44% | 5.09          | 10.22 |
| Global Step-Up 2046 - USD                              | GD46D  | 9-Jul-46    | 44 - Sem.    | Sem.           | 09-Jul-24           | R         | 100.00                    | 51.950                  | 19-Abr-24          | Fija=3.625                    | 1.05               | 7.12                     | 101.05        | 51.41                       | 33.90     | 15.05% | 5.37          | 10.22 |

|                              |
|------------------------------|
| Tipo de cambio Peso-Dólar(*) |
| \$1,070.9049                 |

Notas Aclaratorias:

(\*) Los indicadores de bonos denominados en USD se calculan en esa misma moneda, convirtiendo a USD por el promedio ponderado de los cocientes de los precios de cierre en pesos y dólares cable, de los bonos que registraron negociación en el día, en ambas monedas, en plazo estándar (Fuente: IAMC con datos de BYMA).

(\*\*) Para los bonos ajustables por CER, no se realiza proyección de este coeficiente a los fines del cálculo del flujo de fondos. El capital ajustado a partir del cual se calcula el flujo de fondos surge de utilizar el CER correspondiente a 10 días hábiles antes de la fecha de cálculo (o el que corresponda según condiciones de emisión).

(a) Los precios corresponden al precio de cierre en PPT (Prioridad Precio-Tiempo) e incluyen los intereses corridos (precio sucio) (b) El cálculo de volatilidad se realiza siempre que la especie cotice más de 75% de las últimas 40 ruedas de PPT.



**ANÁLISIS DE TÍTULOS PÚBLICOS PROVINCIALES Y OTROS TÍTULOS DE DEUDA (\*)**

19-Abr-24

| Bono                                    | Código | Vencimiento | Amortización | Cupón de Renta | Próximo Vencimiento | VR (en %) | Cotización c/100 v.n. (a) | Fecha última cotización | Cupón Corriente    |                               |                    | Valor Técnico c/ 100 v.n. | Paridad (en %) | Volatilidad 40 r. (b) (en %) | TIR Anual | DM     | PPV (en años) |      |
|---|--------|-------------|--------------|----------------|---------------------|-----------|---------------------------|-------------------------|--------------------|-------------------------------|--------------------|---------------------------|----------------|------------------------------|-----------|--------|---------------|------|
|   |        |             |              |                |                     |           |                           |                         | Renta Anual (en %) | Intereses Corridos c/100 v.n. | Yield Anual (en %) |                           |                |                              |           |        |               |      |
| <b>BONOS LEY ARGENTINA</b>              |        |             |              |                |                     |           |                           |                         |                    |                               |                    |                           |                |                              |           |        |               |      |
| <b>I. Títulos emitidos en pesos (c)</b> |        |             |              |                |                     |           |                           |                         |                    |                               |                    |                           |                |                              |           |        |               |      |
| Bs. As. 2025 - BADLAR+375               | PBA25  | 12-Abr-25   | Al vto.      | Trim.          | 12-Jul-24           | R         | 100.00                    | 103.850                 | 19-Abr-24          | Var.=66.309                   | 2.00               | 65.10                     | 102.00         | 101.82                       | 16.29     | 78.28% | 0.65          | 0.82 |
| CABA Feb. 2028                          | BDC28  | 22-Feb-28   | Al Vto.      | Trim.          | 22-May-24           | R         | 100.00                    | 150.000                 | 19-Abr-24          | Var.=85.517                   | 14.29              | 63.02                     | 114.29         | 131.24                       | 56.04     | 53.60% | 1.48          | 2.45 |
| <b>II. Títulos emitidos en dólares</b>  |        |             |              |                |                     |           |                           |                         |                    |                               |                    |                           |                |                              |           |        |               |      |
| Córdoba Oct. 2026                       | CO26   | 27-Oct-26   | 32 - Trim.   | Trim.          | 29-Abr-24           | A+R       | 34.38                     | 38200.000               | 19-Abr-24          | Fija=7.125                    | 0.57               | 6.98                      | 34.95          | 102.07                       | 43.14     | 5.49%  | 1.17          | 1.22 |
| Córdoba Oct. 2026 - USD                 | CO26D  | 27-Oct-26   | 32 - Trím.   | Trim.          | 29-Abr-24           | A+R       | 34.38                     | 37.099                  | 19-Abr-24          | Fija=7.125                    | 0.57               | 6.71                      | 34.95          | 106.16                       | 32.97     | 2.10%  | 1.20          | 1.22 |
| <b>BONOS LEY EXTRANJERA</b>             |        |             |              |                |                     |           |                           |                         |                    |                               |                    |                           |                |                              |           |        |               |      |
| <b>I. Títulos Emitidos en Dólares</b>   |        |             |              |                |                     |           |                           |                         |                    |                               |                    |                           |                |                              |           |        |               |      |
| PBA USD 2037 Clase A                    | BA37D  | 1-Sep-37    | 28-Sem       | Sem.           | 1-Sep-24            | A+R       | 98.17                     | 46960.000               | 19-Abr-24          | Fija=6.375                    | 0.90               | 14.57                     | 99.07          | 44.26                        | 40.81     | 27.02% | 3.29          | 6.72 |
| PBA USD 2037 Clase A - USD              | BA7DD  | 1-Sep-37    | 28-Sem       | Sem.           | 1-Sep-24            | A+R       | 98.17                     | 46.150                  | 19-Abr-24          | Fija=6.375                    | 0.90               | 13.83                     | 99.07          | 46.58                        | 31.11     | 25.32% | 3.42          | 6.72 |
| PBA USD 2037 Clase B                    | BB37D  | 1-Sep-37    | 19-Sem       | Sem.           | 1-Sep-24            | R         | 100.00                    | 40400.000               | 19-Abr-24          | Fija=5.5                      | 0.79               | 14.89                     | 100.79         | 37.43                        | 43.30     | 23.88% | 4.76          | 7.93 |

## Notas Aclaratorias:

(\*) Los indicadores de bonos denominados en USD se calculan en esa misma moneda, convirtiendo su precio a USD por el promedio ponderado de los cocientes de los precios de cierre en pesos y dólares cable, de los bonos que registraron negociación en el día, en ambas monedas, en plazo estándar (Fuente: IAMC con datos de BYMA).

(a) Los precios corresponden al precio de cierre en PPT(Prioridad Precio-Tiempo) e incluyen los intereses corridos ('precio sucio') (b) El cálculo de volatilidades se realiza siempre que la especie cotice más de 75% de las últimas 40 ruedas en PPT.

(c) La tasa utilizada para estimar los flujos futuros surge del promedio de tasas correspondiente al período actual. (d) Según las condiciones de emisión, la tasa de interés a pagar no podrá ser superior al 40% anual (TNA), aplicándose en ese caso dicha tasa como tasa máxima.

**ANÁLISIS DE OBLIGACIONES NEGOCIABLES (\*)**

19-Abr-24

| Emisor   | Código | Vencimiento | Amortización | Cupón de Renta | Próximo Vencimiento. | VR (en %) | Cotización c/100 v.r. (a) | Fecha última cotización | Cupón Corriente    |                               |                    | Valor Técnico c/100 v.n. | Paridad (en %)               | TIR anual | DM           | PPV (en años) |      |
|--|--------|-------------|--------------|----------------|----------------------|-----------|---------------------------|-------------------------|--------------------|-------------------------------|--------------------|--------------------------|------------------------------|-----------|--------------|---------------|------|
|  |        |             |              |                |                      |           |                           |                         | Renta Anual (en %) | Intereses Corridos c/100 v.n. | Yield Anual (en %) |                          |                              |           |              |               |      |
| <b>Obligaciones Negociables Ley Argentina</b>  |        |             |              |                |                      |           |                           |                         |                    |                               |                    |                          |                              |           |              |               |      |
| <b>I - Denominadas y pagaderas en dólares</b>  |        |             |              |                |                      |           |                           |                         |                    |                               |                    |                          |                              |           |              |               |      |
| CRESUD Clase 34 en U\$S                        | CS34O  | 30-Jun-24   | 3-Anual      | Sem.           | 30-Jun-24            | A+R       | 34.00                     | 39300.000               | 19-Abr-24          | Fija=6.99                     | 0.75               | 6.61                     | 34.75                        | 105.61    | -            | 0.21          | 0.19 |
| MSU ENERGY SA CLASE V EN U\$S                  | RUC5O  | 22-Jul-24   | Al Vto.      | Sem.           | 22-Jul-24            | R         | 100.00                    | 104500.000              | 19-Abr-24          | Tasa fija.=8                  | 2.02               | 8.37                     | 102.02                       | 95.65     | 29.43%       | 0.21          | 0.25 |
| GENNEIA S.A. Clase 34 en U\$S                  | GN34O  | 10-Ago-24   | 4-Sem        | Sem.           | 10-Ago-24            | A+R       | 25.00                     | 29000.000               | 19-Abr-24          | Fija=6                        | 0.30               | 5.60                     | 25.30                        | 107.04    | -            | 0.32          | 0.30 |
| O.N. EDENOR CLASE 2 EN U\$S                    | DNC2O  | 22-Nov-24   | Al Vto.      | Sem.           | 22-May-24            | R         | 100.00                    | 107250.000              | 19-Abr-24          | Tasa fija.=9.75               | 4.09               | 10.15                    | 104.09                       | 96.22     | 17.80%       | 0.51          | 0.56 |
| CELULOSA CLASE 13 EN U\$S                      | CRCEO  | 4-Jun-25    | 20-Trim      | Trim.          | 4-Jun-24             | A+R       | 37.50                     | 39700.000               | 19-Abr-24          | Fija=10                       | 0.51               | 10.26                    | 38.01                        | 97.53     | 14.88%       | 0.60          | 0.63 |
| CRESUD CLASE XXXVIII EN U\$S                   | CS38O  | 3-Mar-26    | Al Vto.      | Sem.           | 3-Jul-24             | R         | 100.00                    | 108500.000              | 19-Abr-24          | Tasa fija.=8                  | 2.43               | 8.09                     | 102.43                       | 98.91     | 8.85%        | 1.65          | 1.74 |
| <b>Obligaciones Negociables Ley extranjera</b> |        |             |              |                |                      |           |                           |                         |                    |                               |                    |                          |                              |           |              |               |      |
| <b>I - Denominadas y pagaderas en dólares</b>  |        |             |              |                |                      |           |                           |                         |                    |                               |                    |                          |                              |           |              |               |      |
| CAPEX CLASE 2 REGS 6.875% Vto. 2024            | CAC2O  | 15-May-24   | Al Vto.      | Sem.           | 15-May-24            | A+R       | 100.00                    | 100000.000              | 18-Abr-24          | Tasa fija=6.875               | 3.02               | 7.61                     | 103.02                       | 90.64     | 445.90%      | 0.02          | 0.06 |
| CIA GENERAL DE COMBUSTIBLES CLASE 17 EN U\$S   | CP17O  | 8-Mar-25    | 6-Sem        | Sem.           | 8-Sep-24             | A+R       | 46.80                     | 50000.000               | 19-Abr-24          | Fija=9.5                      | 0.56               | 9.64                     | 47.36                        | 98.59     | 13.80%       | 0.67          | 0.72 |
| YPF Clase XXXIX 2025 (c)                       | YCA6O  | 28-Jul-25   | Al Vto.      | Sem.           | 29-Jul-24            | R         | 100.00                    | 106880.000              | 19-Abr-24          | Fija=8.5                      | 1.98               | 8.69                     | 101.98                       | 97.86     | 10.66%       | 1.14          | 1.21 |
| TELECOM Clase 5 en U\$S                        | TLC5O  | 6-Ago-25    | 4-Anual      | Sem.           | 6-Ago-24             | A+R       | 67.00                     | 71540.000               | 19-Abr-24          | Fija=8.5                      | 1.22               | 8.68                     | 68.22                        | 97.93     | 11.66%       | 0.72          | 0.79 |
| YPF Clase XVI 2026                             | YMCHO  | 12-Feb-26   | 13-Trim      | Trim.          | 12-May-24            | A+R       | 61.54                     | 67480.000               | 19-Abr-24          | Fija=9                        | 1.09               | 8.94                     | 62.63                        | 100.61    | 8.52%        | 0.86          | 0.90 |
| MASTELLONE HNOS. Clase G en U\$S               | MTCGO  | 30-Jun-26   | Al Vto.      | Trim.          | 30-Jun-24            | R         | 100.00                    | 108510.000              | 19-Abr-24          | Fija=10.95                    | 0.70               | 10.88                    | 100.70                       | 100.62    | 11.05%       | 1.91          | 1.99 |
| TELECOM CLASE 1 8% EN U\$S                     | TLC1O  | 18-Jul-26   | Al Vto.      | Sem.           | 18-Jul-24            | A         | 100.00                    | 104950.000              | 19-Abr-24          | Fija=8                        | 2.11               | 8.34                     | 102.11                       | 95.98     | 10.34%       | 1.95          | 2.07 |
| O.N. PAMPA ENERGIA CLASE 9 EN U\$S             | MGC9O  | 8-Dic-26    | 3-Anual      | Sem.           | 8-Jun-24             | R         | 100.00                    | 114750.000              | 19-Abr-24          | Tasa fija.=9.5                | 3.56               | 9.17                     | 103.56                       | 103.47    | 7.21%        | 1.44          | 1.54 |
| PAE Clase 12 en U\$S                           | PNDCO  | 30-Abr-27   | 5-Sem        | Sem.           | 30-Abr-24            | R         | 100.00                    | 115000.000              | 19-Abr-24          | Fija=9.125                    | 4.39               | 8.86                     | 104.39                       | 102.87    | 7.62%        | 1.74          | 1.85 |
| GENNEIA S.A. CLASE 31 EN U\$S                  | GNCXO  | 2-Sep-27    | 10-Sem       | Sem.           | 2-Sep-24             | A+R       | 70.00                     | 73990.000               | 19-Abr-24          | Tasa fija=8.75                | 0.87               | 8.98                     | 70.87                        | 97.49     | 10.57%       | 1.60          | 1.79 |
| ARCOR S.A.I.C CLASE XVIII EN U\$S              | RCCJO  | 9-Oct-27    | 7-Sem        | Sem.           | 9-Oct-24             | R         | 100.00                    | 106000.000              | 19-Abr-24          | Tasa fija.=8.25               | 0.32               | 8.36                     | 100.32                       | 98.67     | 9.22%        | 1.72          | 1.89 |
| IRSA CLASE XIV EN U\$S                         | IRCFO  | 22-Jun-28   | 5-Anual      | Sem.           | 22-Jun-24            | R         | 100.00                    | 109620.000              | 19-Abr-24          | Tasa fija.=8.75               | 2.94               | 8.80                     | 102.94                       | 99.44     | 9.22%        | 1.99          | 2.27 |
| YPF Clase XVII 2029                            | YMCIO  | 30-Jun-29   | 7-Sem        | Sem.           | 30-Jun-24            | R         | 100.00                    | 108800.000              | 19-Abr-24          | Fija=9                        | 2.83               | 9.11                     | 102.83                       | 98.81     | 9.61%        | 2.95          | 3.26 |
| YPF Clase XVIII 2033                           | YMCJO  | 30-Sep-33   | 4-Anual      | Sem.           | 30-Sep-24            | R         | 100.00                    | 93200.000               | 19-Abr-24          | Fija=7                        | 0.45               | 8.08                     | 100.45                       | 86.64     | 9.67%        | 5.73          | 6.62 |
|  |        |             |              |                |                      |           |                           |                         |                    |                               |                    |                          | Tipo de Cambio Peso-Dólar(*) |           |              |               |      |
|  |        |             |              |                |                      |           |                           |                         |                    |                               |                    |                          |                              |           | \$1,070.9049 |               |      |

## Notas Aclaratorias:

(\*) Los indicadores de bonos denominados en USD se calculan en esa misma moneda, convirtiendo su precio a USD por el promedio ponderado de los cocientes de los precios de cierre en pesos y dólares cable, de los bonos que registraron negociación en el día, en ambas monedas, en plazo estándar (Fuente: IAMC con datos de BYMA).

(a) Los precios corresponden al precio de cierre en PPT, T+2 (Prioridad Precio-Tiempo) e incluyen los intereses corridos ('precio sucio').

(b) El título tiene una lamina mínima de u\$s 1.000 y múltiplos enteros de u\$s 1.

(c) El título tiene una lamina mínima de u\$s 1.000 y múltiplos enteros de u\$s 1.000.

(d) El título tiene una lamina mínima de u\$s 2.000 y múltiplos enteros de u\$s 1.000



## Indice de Bonos (Medido en Pesos)

19-Abr-24

### Indice de Bonos IAMC (Base 1/1/95=100)

|   | Valor al<br>19-Abr-24 | Variación<br>Diaria al<br>18-Abr-24 | Variación<br>Semanal al<br>12-Abr-24 | Variación<br>Mensual al<br>27-Mar-24 | Variación<br>anual al<br>29-Dic-23 | Ponderación* |
|---|-----------------------|-------------------------------------|--------------------------------------|--------------------------------------|------------------------------------|--------------|
| Subíndice de Bonos Cortos emitidos en pesos   | 404,484.278           | -1.48%                              | -4.34%                               | 9.91%                                | 36.89%                             | 27.69%       |
| Subíndice de Bonos Cortos emitidos en dólares | 264,329.730           | -0.14%                              | 6.23%                                | 7.14%                                | 46.23%                             | 16.93%       |
| Subíndice de Bonos Largos emitidos en pesos   | 0.000                 | -100.00%                            | -100.00%                             | -100.00%                             | -100.00%                           | 27.40%       |
| Subíndice de Bonos Largos emitidos en dólares | 317,667.512           | 1.31%                               | 6.57%                                | 6.71%                                | 46.07%                             | 27.98%       |
| Indice de Bonos General                       | 433,521.530           | -0.53%                              | 0.01%                                | 7.64%                                | 44.71%                             | 100.00%      |

(\*)Composicion Índices: Subíndice de Bonos Cortos emitidos en pesos (TX26, T2X4, TX25, T2X5, T4X4, T5X4, TZX26, TZX25, TZXD5, TZXD6), Subíndice de Bonos Cortos emitidos en dólares (AL30, GD30, TDG24, TV25, BPJ25, BPOA7, BPOB7, BPOC7, BPOD7, BPY26), Subíndice de Bonos Largos emitidos en pesos (TZXD7, TZX28), Subíndice de Bonos Largos emitidos en dólares (AL35, AE38, AL41, GD35, GD41, GD38).

## Indice de Bonos (Medido en Dólares)

19-Abr-24

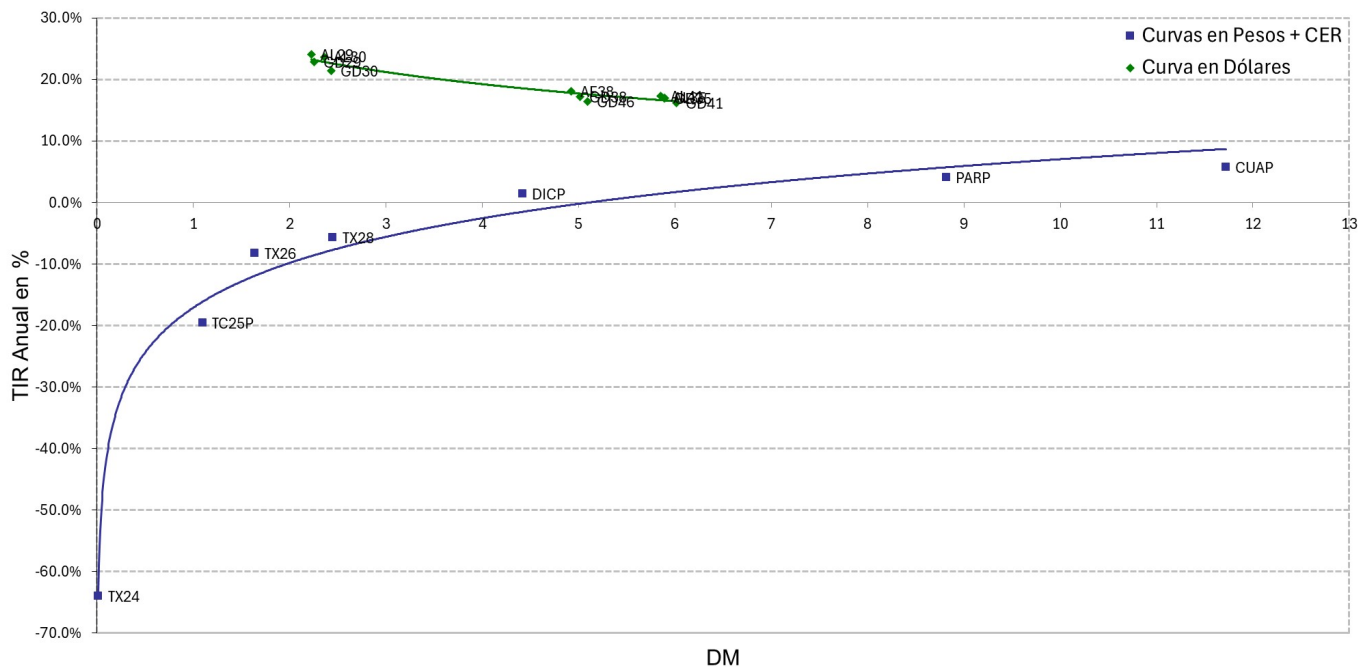
### Indice de Bonos IAMC (Base 1/1/95=100)

|   | Valor al<br>19-Abr-24 | Variación<br>Diaria al<br>18-Abr-24 | Variación<br>Semanal al<br>12-Abr-24 | Variación<br>Mensual al<br>27-Mar-24 | Variación<br>Anual al<br>29-Dic-23 | Ponderación* |
|---|-----------------------|-------------------------------------|--------------------------------------|--------------------------------------|------------------------------------|--------------|
| Subíndice de Bonos Cortos emitidos en pesos   | 2,206.548             | -1.60%                              | -6.39%                               | 9.94%                                | 34.63%                             | 27.69%       |
| Subíndice de Bonos Cortos emitidos en dólares | 586.288               | -0.26%                              | 3.95%                                | 7.17%                                | 43.82%                             | 16.93%       |
| Subíndice de Bonos Largos emitidos en pesos   | 0.000                 | -100.00%                            | -100.00%                             | -100.00%                             | -100.00%                           | 27.40%       |
| Subíndice de Bonos Largos emitidos en dólares | 668.284               | 1.18%                               | 4.29%                                | 6.73%                                | 43.66%                             | 27.98%       |
| Indice de Bonos General                       | 843.944               | -0.65%                              | -2.14%                               | 7.66%                                | 42.33%                             | 100.00%      |

(\*)Composicion Índices: Subíndice de Bonos Cortos emitidos en pesos (TX26, T2X4, TX25, T2X5, T4X4, T5X4, TZX26, TZX25, TZXD5, TZXD6), Subíndice de Bonos Cortos emitidos en dólares (AL30, GD30, TDG24, TV25, BPJ25, BPOA7, BPOB7, BPOC7, BPOD7, BPY26), Subíndice de Bonos Largos emitidos en pesos (TZXD7, TZX28), Subíndice de Bonos Largos emitidos en dólares (AL35, AE38, AL41, GD35, GD41, GD38).

## Curvas de Rendimientos

### Curva en Pesos + CER y en Dólares



**Anexo A**
**Análisis de opciones**

19/04/2024

| Serie  | Negociación               |           |            |            |        |              |                                | Teóricos(c/vol hist.) |       |                | Implícitos       |       |
|--|---------------------------|-----------|------------|------------|--------|--------------|--------------------------------|-----------------------|-------|----------------|------------------|-------|
|  | Precio cierre de la prima | Variación | Mínimo     | Máximo     | Lotes  | Volumen (\$) | Últ. precio prima/cot. subyac. | Prima teórica         | Delta | Efecto Palanca | Volat. Implícita | Delta |
| <b>Opciones de Compra</b>  |                           |           |            |            |        |              |                                |                       |       |                |                  |       |
| <b>Vencimiento Abril - 26/04/2024 - 7 días - Tasa Promedio de Caución a 30 días 63.25%</b>           |                           |           |            |            |        |              |                                |                       |       |                |                  |       |
| <b>AL30 Cotización Subyacente: 58,940.000 Volatilidad Histórica del subyacente 40 ruedas: 36.10%</b> |                           |           |            |            |        |              |                                |                       |       |                |                  |       |
| A30C48000A   | 11,100.000                | 24.72%    | 11,100.000 | 11,100.000 | 20     | 2,220.000    | 18.83%                         | 11526.722             | 1.000 | 5.11%          | 0.00%            | 1.000 |
| <b>Vencimiento Mayo - 17/05/2024 - 28 días - Tasa Promedio de Caución a 30 días 63.25%</b>           |                           |           |            |            |        |              |                                |                       |       |                |                  |       |
| <b>GGAL Cotización Subyacente: 3,032.750 Volatilidad Histórica del subyacente 40 ruedas: 50.33%</b>  |                           |           |            |            |        |              |                                |                       |       |                |                  |       |
| GFGC2900MY   | 421.500                   | -         | 421.500    | 421.500    | 1      | 42,150       | 13.90%                         | 332.993               | 0.770 | 7.01%          | 82.01%           | 0.700 |
| GFGC3150MY   | 150.000                   | 0.00%     | 150.000    | 150.000    | 2      | 30,000       | 4.95%                          | 186.280               | 0.560 | 9.11%          | 39.46%           | 0.563 |
| <b>PAMP Cotización Subyacente: 1,835.000 Volatilidad Histórica del subyacente 40 ruedas: 52.64%</b>  |                           |           |            |            |        |              |                                |                       |       |                |                  |       |
| PAMC1900MY   | 100.000                   | -         | 100.000    | 100.000    | 8      | 80,000       | 5.45%                          | 120.228               | 0.568 | 8.67%          | 42.59%           | 0.572 |
| PAMC1960MY   | 100.000                   | -         | 100.000    | 100.000    | 1      | 10,000       | 5.45%                          | 93.522                | 0.484 | 9.49%          | 55.82%           | 0.488 |
| <b>Vencimiento Junio - 21/06/2024 - 63 días - Tasa Promedio de Caución a 30 días 63.25%</b>          |                           |           |            |            |        |              |                                |                       |       |                |                  |       |
| <b>ALUA Cotización Subyacente: 859.500 Volatilidad Histórica del subyacente 40 ruedas: 72.54%</b>    |                           |           |            |            |        |              |                                |                       |       |                |                  |       |
| ALUC500.JU   | 415.000                   | -3.26%    | 400.000    | 425.000    | 1,106  | 45,343,573   | 48.28%                         | 412.935               | 0.989 | 2.06%          | 86.39%           | 0.977 |
| ALUC750.JU   | 140.000                   | -33.33%   | 140.000    | 140.000    | 5      | 70,000       | 16.29%                         | 214.954               | 0.833 | 3.33%          | 0.00%            | 1.000 |
| ALUC850.JU   | 115.625                   | -3.65%    | 90.000     | 125.000    | 437    | 5,065,000    | 13.45%                         | 154.678               | 0.710 | 3.94%          | 38.69%           | 0.798 |
| ALUC900.JU   | 89.999                    | 17.65%    | 89.999     | 89.999     | 2      | 18,000       | 10.47%                         | 129.550               | 0.642 | 4.26%          | 42.72%           | 0.674 |
| ALUC950.JU   | 60.519                    | 0.87%     | 55.000     | 64.900     | 51     | 289,330      | 7.04%                          | 107.708               | 0.574 | 4.58%          | 39.21%           | 0.558 |
| ALUC1000JU   | 50.000                    | -28.57%   | 50.000     | 55.000     | 12     | 60,500       | 5.82%                          | 88.895                | 0.507 | 4.90%          | 45.39%           | 0.452 |
| <b>BBAR Cotización Subyacente: 3,038.200 Volatilidad Histórica del subyacente 40 ruedas: 56.09%</b>  |                           |           |            |            |        |              |                                |                       |       |                |                  |       |
| BBAC3400JU   | 166.400                   | 7.98%     | 154.000    | 166.400    | 4      | 64,860       | 5.48%                          | 281.309               | 0.544 | 5.87%          | 33.35%           | 0.523 |
| <b>BHIP Cotización Subyacente: 315.500 Volatilidad Histórica del subyacente 40 ruedas: 103.95%</b>   |                           |           |            |            |        |              |                                |                       |       |                |                  |       |
| BHIC90.0JU   | 235.000                   | 2.17%     | 235.000    | 240.000    | 7      | 165,500      | 74.48%                         | 234.946               | 1.000 | 1.34%          | 118.85%          | 0.999 |
| BHIC200.JU   | 145.000                   | -2.68%    | 145.000    | 150.000    | 14     | 207,000      | 45.96%                         | 141.058               | 0.936 | 2.09%          | 124.64%          | 0.911 |
| BHIC270.JU   | 88.000                    | 0.00%     | 81.000     | 90.000     | 61     | 544,000      | 27.89%                         | 93.381                | 0.797 | 2.69%          | 89.12%           | 0.816 |
| <b>BYMA Cotización Subyacente: 1,436.000 Volatilidad Histórica del subyacente 40 ruedas: 63.51%</b>  |                           |           |            |            |        |              |                                |                       |       |                |                  |       |
| BYMC17463J   | 57.000                    | -12.04%   | 55.500     | 62.000     | 11     | 64,550       | 3.97%                          | 102.778               | 0.426 | 5.95%          | 43.66%           | 0.354 |
| <b>CEPU Cotización Subyacente: 967.850 Volatilidad Histórica del subyacente 40 ruedas: 60.51%</b>    |                           |           |            |            |        |              |                                |                       |       |                |                  |       |
| CEPC1200JU   | 30.000                    | -70.00%   | 30.000     | 30.000     | 100    | 300,000      | 3.10%                          | 58.173                | 0.388 | 6.45%          | 41.67%           | 0.305 |
| <b>COME Cotización Subyacente: 106.850 Volatilidad Histórica del subyacente 40 ruedas: 55.13%</b>    |                           |           |            |            |        |              |                                |                       |       |                |                  |       |
| COMC50.0JU   | 76.700                    | -1.67%    | 76.700     | 76.700     | 5      | 38,350       | 71.78%                         | 62.089                | 1.000 | 1.72%          | 159.93%          | 0.907 |
| COMC60.0JU   | 57.000                    | 9.88%     | 51.300     | 57.000     | 156    | 882,530      | 53.35%                         | 53.144                | 0.999 | 2.01%          | 159.93%          | 0.913 |
| COMC78.0JU   | 40.441                    | 6.42%     | 40.000     | 40.500     | 175    | 707,500      | 37.85%                         | 37.275                | 0.975 | 2.79%          | 106.26%          | 0.881 |
| COMC99.0JU   | 22.823                    | 14.12%    | 19.900     | 23.000     | 160    | 363,890      | 21.36%                         | 20.861                | 0.823 | 4.21%          | 70.87%           | 0.782 |
| COMC105.JU   | 17.580                    | 6.34%     | 16.000     | 18.000     | 513    | 882,546      | 16.45%                         | 17.025                | 0.749 | 4.70%          | 59.00%           | 0.740 |
| COMC108.JU   | 15.102                    | 4.60%     | 13.050     | 16.500     | 2,549  | 3,898,775    | 14.13%                         | 15.284                | 0.708 | 4.95%          | 53.94%           | 0.711 |
| COMC113.JU   | 12.246                    | -2.12%    | 11.500     | 13.000     | 2,398  | 2,961,187    | 11.46%                         | 12.658                | 0.638 | 5.38%          | 52.67%           | 0.640 |
| COMC118.JU   | 9.750                     | 1.43%     | 8.200      | 10.450     | 1,321  | 1,317,485    | 9.12%                          | 10.374                | 0.565 | 5.82%          | 51.59%           | 0.564 |
| COMC123.JU   | 7.611                     | 11.93%    | 6.500      | 7.650      | 5,192  | 3,811,932    | 7.12%                          | 8.412                 | 0.494 | 6.27%          | 50.64%           | 0.486 |
| COMC128.JU   | 6.086                     | 1.43%     | 5.600      | 6.650      | 1,745  | 1,042,032    | 5.70%                          | 6.755                 | 0.425 | 6.73%          | 51.31%           | 0.414 |
| COMC134.JU   | 4.000                     | -27.25%   | 4.000      | 4.000      | 323    | 129,200      | 3.74%                          | 5.132                 | 0.350 | 7.28%          | 48.17%           | 0.318 |
| COMC146.JU   | 2.095                     | 5.28%     | 2.090      | 2.100      | 100    | 20,946       | 1.96%                          | 2.861                 | 0.224 | 8.37%          | 49.14%           | 0.190 |
| COMC164.JU   | 1.200                     | 9.09%     | 1.000      | 1.300      | 323    | 38,305       | 1.12%                          | 1.107                 | 0.103 | 9.98%          | 56.27%           | 0.109 |
| <b>CRCS Cotización Subyacente: 980.700 Volatilidad Histórica del subyacente 40 ruedas: 45.88%</b>    |                           |           |            |            |        |              |                                |                       |       |                |                  |       |
| CREC1200JU   | 50.000                    | -16.67%   | 45.000     | 50.000     | 21     | 97,000       | 5.10%                          | 40.423                | 0.352 | 8.55%          | 52.09%           | 0.379 |
| <b>EDN Cotización Subyacente: 870.100 Volatilidad Histórica del subyacente 40 ruedas: 73.23%</b>     |                           |           |            |            |        |              |                                |                       |       |                |                  |       |
| EDNC1100JU   | 30.000                    | -         | 30.000     | 60.000     | 6      | 21,000       | 3.45%                          | 64.574                | 0.401 | 5.40%          | 47.65%           | 0.301 |
| <b>GGAL Cotización Subyacente: 3,032.750 Volatilidad Histórica del subyacente 40 ruedas: 50.33%</b>  |                           |           |            |            |        |              |                                |                       |       |                |                  |       |
| GFGC1200JU   | 1,921.592                 | 2.21%     | 1,851.020  | 1,961.000  | 181    | 34,391,398   | 63.36%                         | 1958.488              | 1.000 | 1.55%          | 0.00%            | 1.000 |
| GFGC2020JU   | 1,172.150                 | -         | 1,157.110  | 1,192.390  | 65     | 7,666,728    | 38.65%                         | 1225.526              | 0.995 | 2.46%          | 0.00%            | 1.000 |
| GFGC2100JU   | 1,096.528                 | -         | 1,089.310  | 1,115.140  | 136    | 15,048,426   | 36.16%                         | 1154.771              | 0.991 | 2.60%          | 0.00%            | 1.000 |
| GFGC2200JU   | 1,021.163                 | 9.80%     | 945.000    | 1,029.380  | 46     | 4,523,713    | 33.67%                         | 1067.049              | 0.984 | 2.80%          | 0.00%            | 1.000 |
| GFGC2300JU   | 937.692                   | 8.29%     | 908.700    | 961.020    | 25     | 2,309,588    | 30.92%                         | 980.500               | 0.974 | 3.01%          | 0.00%            | 1.000 |
| GFGC2400JU   | 825.000                   | 9.85%     | 785.000    | 876.052    | 57     | 4,809,683    | 27.20%                         | 895.600               | 0.959 | 3.25%          | 0.00%            | 1.000 |
| GFGC2700JU   | 586.670                   | 16.98%    | 521.100    | 604.552    | 23     | 1,327,381    | 19.34%                         | 656.402               | 0.882 | 4.07%          | 0.00%            | 1.000 |
| GFGC2800JU   | 490.000                   | 7.93%     | 420.000    | 513.000    | 115    | 5,658,717    | 16.16%                         | 583.741               | 0.844 | 4.38%          | 0.00%            | 1.000 |
| GFGC2900JU   | 435.332                   | 13.07%    | 382.834    | 458.000    | 158    | 6,667,888    | 14.35%                         | 515.459               | 0.800 | 4.71%          | 0.00%            | 1.000 |
| GFGC3000JU   | 359.455                   | 10.16%    | 270.000    | 369.000    | 6,941  | 241,207,240  | 11.85%                         | 451.938               | 0.753 | 5.05%          | 22.46%           | 0.910 |
| GFGC3150JU   | 269.655                   | 11.20%    | 236.010    | 276.900    | 1,702  | 45,610,561   | 8.89%                          | 366.155               | 0.674 | 5.58%          | 28.27%           | 0.750 |
| GFGC3300JU   | 190.303                   | 12.43%    | 164.000    | 199.000    | 5,921  | 108,629,418  | 6.27%                          | 292.179               | 0.591 | 6.13%          | 29.60%           | 0.608 |
| GFGC3450JU   | 130.322                   | 9.16%     | 111.049    | 134.000    | 1,796  | 22,956,931   | 4.30%                          | 229.717               | 0.508 | 6.70%          | 30.69%           | 0.469 |
| GFGC3600JU   | 83.167                    | 2.65%     | 77.000     | 89.000     | 13,420 | 110,923,613  | 2.74%                          | 177.973               | 0.427 | 7.28%          | 30.81%           | 0.342 |

**Anexo A**
**Análisis de opciones**

19/04/2024

| Serie  | Negociación               |           |           |           |       |              |                                | Teóricos(c/vol hist.) |        |                | Implícitos       |        |
|--|---------------------------|-----------|-----------|-----------|-------|--------------|--------------------------------|-----------------------|--------|----------------|------------------|--------|
|  | Precio cierre de la prima | Variación | Mínimo    | Máximo    | Lotes | Volumen (\$) | Últ. precio prima/cot. subyac. | Prima teórica         | Delta  | Efecto Palanca | Volat. Implícita | Delta  |
| GFGC3750JU   | 55.000                    | -6.41%    | 53.000    | 62.000    | 687   | 3,875,368    | 1.81%                          | 136.139               | 0.353  | 7.86%          | 31.97%           | 0.244  |
| GFGC3900JU   | 39.972                    | -7.43%    | 39.000    | 47.999    | 6,729 | 27,222,117   | 1.32%                          | 102.864               | 0.286  | 8.45%          | 34.22%           | 0.181  |
| GFGC4050JU   | 29.841                    | -8.87%    | 28.980    | 33.542    | 986   | 3,034,700    | 0.98%                          | 76.820                | 0.229  | 9.03%          | 36.38%           | 0.136  |
| GFGC4200JU   | 22.019                    | -7.02%    | 21.301    | 26.000    | 6,710 | 15,132,207   | 0.73%                          | 56.750                | 0.180  | 9.62%          | 38.10%           | 0.102  |
| <b>PAMP Cotización Subyacente: 1,835.000 Volatilidad Histórica del subyacente 40 ruedas: 52.64%</b>  |                           |           |           |           |       |              |                                |                       |        |                |                  |        |
| PAMC1480JU   | 560.000                   | 15.39%    | 560.000   | 560.000   | 18    | 1,008,000    | 30.52%                         | 520.578               | 0.944  | 3.33%          | 82.82%           | 0.867  |
| PAMC1840JU   | 275.000                   | -         | 275.000   | 275.000   | 10    | 275,000      | 14.99%                         | 264.434               | 0.726  | 5.04%          | 56.75%           | 0.717  |
| PAMC1900JU   | 206.004                   | 3.00%     | 200.000   | 230.000   | 300   | 6,227,825    | 11.23%                         | 231.090               | 0.675  | 5.36%          | 43.45%           | 0.694  |
| PAMC2200JU   | 90.000                    | -28.00%   | 90.000    | 115.000   | 11    | 111,500      | 4.90%                          | 107.996               | 0.416  | 7.08%          | 46.60%           | 0.395  |
| PAMC2260JU   | 85.188                    | -11.26%   | 85.000    | 105.000   | 241   | 2,183,536    | 4.64%                          | 91.293                | 0.370  | 7.43%          | 50.53%           | 0.361  |
| PAMC2320JU   | 70.000                    | -6.67%    | 70.000    | 70.000    | 5     | 35,000       | 3.81%                          | 76.808                | 0.326  | 7.78%          | 50.16%           | 0.314  |
| PAMC2490JU   | 22.000                    | 4.76%     | 22.000    | 22.000    | 26    | 57,200       | 1.20%                          | 45.950                | 0.220  | 8.77%          | 40.90%           | 0.147  |
| PAMC2820JU   | 18.000                    | 20.00%    | 18.000    | 18.000    | 3     | 5,400        | 0.98%                          | 15.524                | 0.090  | 10.68%         | 54.55%           | 0.100  |
| <b>TGNO4 Cotización Subyacente: 1,999.000 Volatilidad Histórica del subyacente 40 ruedas: 65.04%</b> |                           |           |           |           |       |              |                                |                       |        |                |                  |        |
| TGNC1600JU   | 650.000                   | 39.78%    | 650.000   | 650.000   | 1     | 65,000       | 32.52%                         | 591.028               | 0.913  | 3.09%          | 99.43%           | 0.844  |
| TGNC2300JU   | 175.000                   | 0.00%     | 175.000   | 185.000   | 37    | 657,500      | 8.75%                          | 190.863               | 0.511  | 5.35%          | 60.29%           | 0.504  |
| <b>TXAR Cotización Subyacente: 806.000 Volatilidad Histórica del subyacente 40 ruedas: 67.09%</b>    |                           |           |           |           |       |              |                                |                       |        |                |                  |        |
| TXAC500.JU   | 350.000                   | -6.19%    | 342.300   | 350.000   | 2     | 69,230       | 43.42%                         | 359.480               | 0.987  | 2.21%          | 0.00%            | 1.000  |
| TXAC700.JU   | 209.000                   | -         | 209.000   | 209.000   | 1     | 20,900       | 25.93%                         | 199.385               | 0.850  | 3.44%          | 78.64%           | 0.824  |
| TXAC800.JU   | 110.000                   | -43.59%   | 110.000   | 120.000   | 14    | 158,200      | 13.65%                         | 137.200               | 0.713  | 4.19%          | 42.24%           | 0.775  |
| TXAC1000JU   | 38.001                    | -14.00%   | 36.000    | 45.000    | 210   | 854,935      | 4.71%                          | 56.820                | 0.408  | 5.78%          | 52.46%           | 0.356  |
| TXAC1100JU   | 35.000                    | -60.54%   | 35.000    | 35.000    | 15    | 52,500       | 4.34%                          | 34.721                | 0.283  | 6.57%          | 67.34%           | 0.284  |
| TXAC1200JU   | 9.970                     | -56.65%   | 9.900     | 10.000    | 10    | 9,970        | 1.24%                          | 20.673                | 0.189  | 7.35%          | 53.79%           | 0.122  |
| <b>YFPD Cotización Subyacente: 20,468.050 Volatilidad Histórica del subyacente 40 ruedas: 47.05%</b> |                           |           |           |           |       |              |                                |                       |        |                |                  |        |
| YFPC23500J   | 1,200.000                 | -73.33%   | 1,000.000 | 1,200.000 | 3     | 330,000      | 5.86%                          | 1357.789              | 0.484  | 7.29%          | 42.43%           | 0.474  |
| YFPC24600J   | 999.000                   | -16.75%   | 999.000   | 1,200.000 | 16    | 1,647,900    | 4.88%                          | 1001.533              | 0.392  | 8.02%          | 46.97%           | 0.392  |
| YFPC25700J   | 500.000                   | -41.18%   | 500.000   | 500.000   | 7     | 350,000      | 2.44%                          | 725.509               | 0.310  | 8.75%          | 39.33%           | 0.265  |
| YFPC26800J   | 400.000                   | -38.93%   | 400.000   | 500.000   | 132   | 5,896,000    | 1.95%                          | 516.531               | 0.239  | 9.48%          | 42.52%           | 0.211  |
| YFPC27900J   | 200.000                   | -         | 200.000   | 200.000   | 1     | 20,000       | 0.98%                          | 361.828               | 0.181  | 10.22%         | 39.11%           | 0.128  |
| YFPC29000J   | 290.000                   | -         | 290.000   | 290.000   | 1     | 29,000       | 1.42%                          | 249.690               | 0.134  | 10.95%         | 49.17%           | 0.146  |
| <b>Vencimiento Agosto - 16/08/2024 - 119 días - Tasa Promedio de Caución a 30 días 63.25%</b>        |                           |           |           |           |       |              |                                |                       |        |                |                  |        |
| <b>ALUA Cotización Subyacente: 859.500 Volatilidad Histórica del subyacente 40 ruedas: 72.54%</b>    |                           |           |           |           |       |              |                                |                       |        |                |                  |        |
| ALUC500.AG   | 476.944                   | 3.60%     | 470.000   | 480.000   | 129   | 6,125,500    | 55.49%                         | 457.280               | 0.978  | 1.84%          | 113.55%          | 0.930  |
| ALUC850.AG   | 230.000                   | 0.17%     | 230.000   | 230.000   | 1     | 23,000       | 26.76%                         | 229.970               | 0.769  | 2.88%          | 72.56%           | 0.769  |
| ALUC1000AG   | 140.000                   | -3.45%    | 140.000   | 140.000   | 1     | 14,000       | 16.29%                         | 163.383               | 0.636  | 3.34%          | 59.97%           | 0.633  |
| ALUC1100AG   | 100.000                   | 0.00%     | 100.000   | 100.000   | 2     | 20,000       | 11.63%                         | 128.804               | 0.547  | 3.65%          | 57.88%           | 0.521  |
| <b>BHIP Cotización Subyacente: 315.500 Volatilidad Histórica del subyacente 40 ruedas: 103.95%</b>   |                           |           |           |           |       |              |                                |                       |        |                |                  |        |
| BHIC270.AG   | 120.000                   | 4.35%     | 120.000   | 120.000   | 50    | 600,000      | 38.03%                         | 121.877               | 0.818  | 2.12%          | 100.01%          | 0.822  |
| <b>COME Cotización Subyacente: 106.850 Volatilidad Histórica del subyacente 40 ruedas: 55.13%</b>    |                           |           |           |           |       |              |                                |                       |        |                |                  |        |
| COMC108.AG   | 28.000                    | 9.57%     | 20.000    | 30.000    | 44    | 122,060      | 26.20%                         | 24.152                | 0.784  | 3.47%          | 75.50%           | 0.750  |
| COMC128.AG   | 13.000                    | -7.14%    | 10.000    | 13.000    | 20    | 22,350       | 12.17%                         | 14.820                | 0.598  | 4.31%          | 47.48%           | 0.595  |
| COMC146.AG   | 6.700                     | 1.52%     | 6.700     | 6.700     | 2     | 1,340        | 6.27%                          | 9.118                 | 0.434  | 5.08%          | 45.03%           | 0.394  |
| COMC164.AG   | 4.200                     | -13.93%   | 4.000     | 4.600     | 88    | 40,020       | 3.93%                          | 5.435                 | 0.297  | 5.83%          | 49.16%           | 0.263  |
| <b>GGAL Cotización Subyacente: 3,032.750 Volatilidad Histórica del subyacente 40 ruedas: 50.33%</b>  |                           |           |           |           |       |              |                                |                       |        |                |                  |        |
| GFGC3000AG   | 556.000                   | 7.96%     | 536.000   | 580.000   | 29    | 1,594,610    | 18.33%                         | 699.513               | 0.817  | 3.54%          | 0.00%            | 1.000  |
| GFGC3300AG   | 450.000                   | 7.14%     | 360.000   | 450.000   | 15    | 630,000      | 14.84%                         | 535.831               | 0.718  | 4.06%          | 35.22%           | 0.763  |
| GFGC3450AG   | 325.000                   | 16.07%    | 320.000   | 325.000   | 25    | 810,000      | 10.72%                         | 464.909               | 0.663  | 4.33%          | 27.74%           | 0.720  |
| GFGC3600AG   | 235.000                   | -         | 235.000   | 235.000   | 7     | 164,500      | 7.75%                          | 401.299               | 0.608  | 4.60%          | 25.41%           | 0.630  |
| GFGC4200AG   | 120.000                   | -0.83%    | 100.000   | 129.989   | 36    | 422,498      | 3.96%                          | 212.373               | 0.398  | 5.69%          | 36.19%           | 0.324  |
| <b>PAMP Cotización Subyacente: 1,835.000 Volatilidad Histórica del subyacente 40 ruedas: 52.64%</b>  |                           |           |           |           |       |              |                                |                       |        |                |                  |        |
| PAMC2710AG   | 178.750                   | -10.63%   | 174.000   | 189.000   | 24    | 429,500      | 9.74%                          | 102.335               | 0.328  | 5.88%          | 71.86%           | 0.409  |
| <b>Opciones de Venta</b>   |                           |           |           |           |       |              |                                |                       |        |                |                  |        |
| <b>Vencimiento Mayo - 17/05/2024 - 28 días - Tasa Promedio de Caución a 30 días 63.25%</b>           |                           |           |           |           |       |              |                                |                       |        |                |                  |        |
| <b>ALUA Cotización Subyacente: 859.500 Volatilidad Histórica del subyacente 40 ruedas: 72.54%</b>    |                           |           |           |           |       |              |                                |                       |        |                |                  |        |
| ALUV750.MY   | 20.000                    | -         | 20.000    | 20.000    | 100   | 200,000      | 2.33%                          | 15.391                | -0.154 | 8.62%          | 80.31%           | -0.174 |
| <b>Vencimiento Junio - 21/06/2024 - 63 días - Tasa Promedio de Caución a 30 días 63.25%</b>          |                           |           |           |           |       |              |                                |                       |        |                |                  |        |
| <b>ALUA Cotización Subyacente: 859.500 Volatilidad Histórica del subyacente 40 ruedas: 72.54%</b>    |                           |           |           |           |       |              |                                |                       |        |                |                  |        |
| ALUV850.JU   | 33.454                    | 33.82%    | 20.000    | 35.000    | 160   | 517,000      | 3.89%                          | 56.113                | -0.290 | 4.44%          | 53.65%           | -0.256 |
| <b>BYMA Cotización Subyacente: 1,436.000 Volatilidad Histórica del subyacente 40 ruedas: 63.51%</b>  |                           |           |           |           |       |              |                                |                       |        |                |                  |        |
| BYMV1200JU   | 12.710                    | -20.56%   | 12.710    | 12.710    | 186   | 236,406      | 0.89%                          | 22.863                | -0.110 | 6.92%          | 53.53%           | -0.080 |
| <b>CEPU Cotización Subyacente: 967.850 Volatilidad Histórica del subyacente 40 ruedas: 60.51%</b>    |                           |           |           |           |       |              |                                |                       |        |                |                  |        |
| CEPV1100JU   | 95.300                    | -         | 95.300    | 95.300    | 1     | 9,530        | 9.85%                          | 107.017               | -0.477 | 4.31%          | 53.25%           | -0.486 |

| Serie  | Negociación               |           |         |         |       |              |                                | Teóricos(c/vol hist.) |        |                | Implícitos       |        |
|--|---------------------------|-----------|---------|---------|-------|--------------|--------------------------------|-----------------------|--------|----------------|------------------|--------|
|  | Precio cierre de la prima | Variación | Mínimo  | Máximo  | Lotes | Volumen (\$) | Últ. precio prima/cot. subyac. | Prima teórica         | Delta  | Efecto Palanca | Volat. Implícita | Delta  |
| <b>COME Cotización Subyacente: 106.850 Volatilidad Histórica del subyacente 40 ruedas: 55.13%</b>    |                           |           |         |         |       |              |                                |                       |        |                |                  |        |
| COMV81.0JU   | 0.150                     | -         | 0.150   | 0.150   | 6     | 90           | 0.14%                          | 0.386                 | -0.036 | 10.02%         | 46.65%           | -0.019 |
| COMV90.0JU   | 0.460                     | 2.22%     | 0.420   | 0.460   | 105   | 4,510        | 0.43%                          | 1.137                 | -0.090 | 8.47%          | 43.98%           | -0.052 |
| COMV96.0JU   | 0.770                     | -48.67%   | 0.770   | 0.770   | 50    | 3,850        | 0.72%                          | 2.038                 | -0.145 | 7.59%          | 40.63%           | -0.086 |
| COMV105.0JU  | 3.750                     | -         | 3.750   | 3.750   | 12    | 4,500        | 3.51%                          | 4.173                 | -0.251 | 6.43%          | 52.14%           | -0.243 |
| <b>EDN Cotización Subyacente: 870.100 Volatilidad Histórica del subyacente 40 ruedas: 73.23%</b>     |                           |           |         |         |       |              |                                |                       |        |                |                  |        |
| EDNV1000JU   | 125.000                   | 108.33%   | 101.100 | 142.100 | 6     | 70,770       | 14.37%                         | 120.481               | -0.476 | 3.44%          | 76.35%           | -0.472 |
| <b>GGAL Cotización Subyacente: 3,032.750 Volatilidad Histórica del subyacente 40 ruedas: 50.33%</b>  |                           |           |         |         |       |              |                                |                       |        |                |                  |        |
| GFGV1200JU   | 0.371                     | 3.06%     | 0.280   | 0.450   | 6,704 | 247,133      | 0.01%                          | 0.000                 | 0.000  | -              | 86.22%           | -0.001 |
| GFGV1640JU   | 0.550                     | 0.18%     | 0.400   | 0.599   | 90    | 4,645        | 0.02%                          | 0.031                 | 0.000  | 18.64%         | 63.78%           | -0.002 |
| GFGV1710JU   | 0.630                     | 9.57%     | 0.630   | 0.680   | 75    | 4,859        | 0.02%                          | 0.069                 | 0.000  | 17.71%         | 61.17%           | -0.003 |
| GFGV1860JU   | 0.766                     | -4.13%    | 0.700   | 0.819   | 218   | 16,828       | 0.03%                          | 0.301                 | -0.002 | 15.90%         | 55.28%           | -0.003 |
| GFGV2020JU   | 1.209                     | -10.44%   | 1.000   | 1.800   | 140   | 16,872       | 0.04%                          | 1.118                 | -0.005 | 14.18%         | 50.80%           | -0.006 |
| GFGV2100JU   | 1.916                     | -20.60%   | 1.200   | 2.750   | 609   | 126,752      | 0.06%                          | 1.980                 | -0.009 | 13.40%         | 50.12%           | -0.009 |
| GFGV2200JU   | 2.900                     | -1.73%    | 2.700   | 3.396   | 2,508 | 806,785      | 0.10%                          | 3.780                 | -0.016 | 12.49%         | 48.40%           | -0.013 |
| GFGV2300JU   | 4.442                     | -4.23%    | 3.845   | 5.000   | 1,281 | 578,119      | 0.15%                          | 6.752                 | -0.026 | 11.64%         | 46.92%           | -0.019 |
| GFGV2400JU   | 6.633                     | -8.80%    | 5.500   | 7.950   | 833   | 580,667      | 0.22%                          | 11.375                | -0.041 | 10.86%         | 45.41%           | -0.028 |
| GFGV2500JU   | 10.767                    | 2.45%     | 8.890   | 12.430  | 1,187 | 1,260,620    | 0.36%                          | 18.192                | -0.061 | 10.13%         | 44.83%           | -0.043 |
| GFGV2600JU   | 17.089                    | -2.15%    | 14.000  | 19.500  | 745   | 1,244,223    | 0.56%                          | 27.787                | -0.087 | 9.45%          | 44.42%           | -0.065 |
| GFGV2700JU   | 29.281                    | -4.24%    | 22.011  | 33.000  | 4,136 | 11,622,455   | 0.97%                          | 40.742                | -0.118 | 8.81%          | 45.49%           | -0.099 |
| GFGV2800JU   | 47.202                    | -1.46%    | 37.000  | 50.800  | 2,102 | 9,293,390    | 1.56%                          | 57.602                | -0.156 | 8.22%          | 46.81%           | -0.142 |
| GFGV2900JU   | 68.827                    | -10.25%   | 59.000  | 82.000  | 3,157 | 21,563,730   | 2.27%                          | 78.843                | -0.199 | 7.67%          | 47.46%           | -0.189 |
| GFGV3000JU   | 107.948                   | -6.25%    | 81.000  | 119.500 | 3,168 | 31,974,378   | 3.56%                          | 104.843               | -0.248 | 7.16%          | 51.11%           | -0.250 |
| GFGV3150JU   | 178.440                   | -10.78%   | 160.000 | 200.000 | 375   | 6,780,038    | 5.88%                          | 153.343               | -0.326 | 6.45%          | 55.79%           | -0.334 |
| GFGV3300JU   | 260.001                   | -3.90%    | 235.002 | 308.500 | 547   | 14,361,501   | 8.57%                          | 213.650               | -0.409 | 5.81%          | 59.73%           | -0.409 |
| GFGV3450JU   | 420.000                   | 3.70%     | 375.000 | 425.003 | 47    | 1,960,501    | 13.85%                         | 285.471               | -0.493 | 5.23%          | 76.97%           | -0.458 |
| GFGV3600JU   | 550.002                   | 10.00%    | 500.000 | 560.000 | 11    | 592,000      | 18.14%                         | 368.009               | -0.573 | 4.72%          | 86.44%           | -0.495 |
| <b>PAMP Cotización Subyacente: 1,835.000 Volatilidad Histórica del subyacente 40 ruedas: 52.64%</b>  |                           |           |         |         |       |              |                                |                       |        |                |                  |        |
| PAMV1600JU   | 6.000                     | -40.00%   | 6.000   | 6.000   | 2     | 1,200        | 0.33%                          | 23.228                | -0.108 | 8.56%          | 37.26%           | -0.048 |
| PAMV1720JU   | 17.000                    | -34.62%   | 17.000  | 21.000  | 12    | 21,100       | 0.93%                          | 44.624                | -0.182 | 7.50%          | 37.22%           | -0.114 |
| PAMV1780JU   | 33.000                    | -         | 33.000  | 33.000  | 5     | 16,500       | 1.80%                          | 59.213                | -0.226 | 7.01%          | 40.60%           | -0.180 |
| PAMV1840JU   | 28.025                    | -63.13%   | 26.000  | 64.000  | 9     | 43,210       | 1.53%                          | 76.636                | -0.274 | 6.56%          | 32.20%           | -0.192 |
| PAMV1900JU   | 91.000                    | -9.00%    | 91.000  | 91.000  | 10    | 91,000       | 4.96%                          | 97.005                | -0.325 | 6.14%          | 50.46%           | -0.321 |
| PAMV1960JU   | 129.999                   | -13.33%   | 101.800 | 129.999 | 2     | 23,180       | 7.08%                          | 120.378               | -0.377 | 5.75%          | 55.94%           | -0.379 |
| <b>TXAR Cotización Subyacente: 806.000 Volatilidad Histórica del subyacente 40 ruedas: 67.09%</b>    |                           |           |         |         |       |              |                                |                       |        |                |                  |        |
| TXAV700.JU   | 3.970                     | -13.47%   | 3.750   | 3.970   | 18    | 6,926        | 0.49%                          | 20.038                | -0.150 | 6.03%          | 41.34%           | -0.062 |
| <b>YPFD Cotización Subyacente: 20,468.050 Volatilidad Histórica del subyacente 40 ruedas: 47.05%</b> |                           |           |         |         |       |              |                                |                       |        |                |                  |        |
| YPFV16700J   | 50.000                    | 54.70%    | 50.000  | 50.000  | 1     | 5,000        | 0.24%                          | 80.382                | -0.045 | 11.48%         | 42.83%           | -0.033 |
| YPFV18100J   | 100.000                   | -8.54%    | 100.000 | 110.000 | 7     | 71,000       | 0.49%                          | 205.881               | -0.099 | 9.87%          | 38.89%           | -0.065 |
| <b>Vencimiento Agosto - 16/08/2024 - 119 días - Tasa Promedio de Caucción a 30 días 63.25%</b>       |                           |           |         |         |       |              |                                |                       |        |                |                  |        |
| <b>ALUA Cotización Subyacente: 859.500 Volatilidad Histórica del subyacente 40 ruedas: 72.54%</b>    |                           |           |         |         |       |              |                                |                       |        |                |                  |        |
| ALUV700.AG   | 5.600                     | 48.42%    | 5.600   | 5.600   | 10    | 5,600        | 0.65%                          | 24.254                | -0.115 | 4.06%          | 48.03%           | -0.051 |
| ALUV750.AG   | 10.450                    | 55.74%    | 10.000  | 11.510  | 14    | 14,630       | 1.22%                          | 34.066                | -0.150 | 3.78%          | 48.59%           | -0.084 |
| <b>BYMA Cotización Subyacente: 1,436.000 Volatilidad Histórica del subyacente 40 ruedas: 63.51%</b>  |                           |           |         |         |       |              |                                |                       |        |                |                  |        |
| BYMV1150AG   | 17.080                    | 26.89%    | 17.080  | 17.080  | 42    | 71,736       | 1.19%                          | 24.392                | -0.086 | 5.08%          | 57.49%           | -0.071 |
| <b>COME Cotización Subyacente: 106.850 Volatilidad Histórica del subyacente 40 ruedas: 55.13%</b>    |                           |           |         |         |       |              |                                |                       |        |                |                  |        |
| COMV81.0AG   | 0.295                     | -         | 0.204   | 0.295   | 75    | 1,667        | 0.28%                          | 0.714                 | -0.045 | 6.79%          | 46.29%           | -0.025 |
| COMV102.AG   | 2.850                     | -8.95%    | 2.850   | 2.850   | 150   | 42,750       | 2.67%                          | 3.519                 | -0.167 | 5.08%          | 50.67%           | -0.153 |
| <b>GGAL Cotización Subyacente: 3,032.750 Volatilidad Histórica del subyacente 40 ruedas: 50.33%</b>  |                           |           |         |         |       |              |                                |                       |        |                |                  |        |
| GFGV2700AG   | 69.000                    | 6.15%     | 55.200  | 71.900  | 293   | 1,884,475    | 2.28%                          | 48.464                | -0.102 | 6.40%          | 56.50%           | -0.122 |
| <b>TGSU2 Cotización Subyacente: 3,397.000 Volatilidad Histórica del subyacente 40 ruedas: 67.29%</b> |                           |           |         |         |       |              |                                |                       |        |                |                  |        |
| TGSV3400AG   | 135.800                   | 26.80%    | 135.800 | 135.800 | 1     | 13,580       | 4.00%                          | 218.472               | -0.232 | 3.61%          | 52.92%           | -0.201 |
| <b>TXAR Cotización Subyacente: 806.000 Volatilidad Histórica del subyacente 40 ruedas: 67.09%</b>    |                           |           |         |         |       |              |                                |                       |        |                |                  |        |
| TXAV850.AG   | 48.700                    | -         | 48.700  | 48.700  | 1     | 4,870        | 6.04%                          | 65.253                | -0.275 | 3.40%          | 56.25%           | -0.260 |
| <b>YPFD Cotización Subyacente: 20,468.050 Volatilidad Histórica del subyacente 40 ruedas: 47.05%</b> |                           |           |         |         |       |              |                                |                       |        |                |                  |        |
| YPFV18800G   | 200.000                   | -50.00%   | 200.000 | 200.000 | 1     | 20,000       | 0.98%                          | 334.533               | -0.111 | 6.78%          | 40.41%           | -0.083 |

| Serie | Negociación               |           |        |        |       |              |                                | Teóricos(c/vol hist.) |       |                | Implícitos       |       |
|-------|---------------------------|-----------|--------|--------|-------|--------------|--------------------------------|-----------------------|-------|----------------|------------------|-------|
|       | Precio cierre de la prima | Variación | Mínimo | Máximo | Lotes | Volumen (\$) | Últ. precio prima/cot. subyac. | Prima teórica         | Delta | Efecto Palanca | Volat. Implícita | Delta |

**Notas:**

- 1 - Variación con respecto al cierre anterior.
  - 2 - Los indicadores se calculan utilizando el modelo de Black & Scholes.
  - 3 - Delta=variación cierre de la prima / variación cotización del subyacente
  - 4 - Efecto Palanca = variación porcentual cierre de la prima / variación porcentual cotización del subyacente  
= Delta x (cotización del subyacente / cierre de la prima)
  - 5 - No se informan volatilidades implícitas >= 200% por considerarlas poco significativas para el análisis.
- El Glosario con la explicación detallada de cada uno de los indicadores está disponible en internet(<http://www.iamc.sba.com.ar/informes/glosarioOpciones.pdf>)

## Anexo B Posiciones Abiertas por Especie al 18/04/2024

| Especie                   | Serie                   | Posiciones (nominales) - Open Interest - |                |                  |                  |                  | total           | Variación c/ día anterior |
|---------------------------|-------------------------|--|----------------|------------------|------------------|------------------|-----------------|---------------------------|
|                           |                         | cubiertas                                | opuestas       | cruzadas         | descubiertas     |                  |                 |                           |
| <b>Opciones de Compra</b> |                         |  |                |                  |                  |                  |                 |                           |
| AL30                      | A30C46000A              | 0  | 0              | 0                | 0                | 0                | 0               | 0                         |
|                           | A30C48000A              | 0  | 488,000        | 0                | 1,212,000        | 1,700,000        | -30,000         |                           |
|                           | A30C49000A              | 0  | 0              | 0                | 2,000            | 2,000            | 0               |                           |
|                           | A30C51000A              | 58,000                                   | 0              | 0                | 0                | 58,000           | 0               |                           |
|                           | A30C52000A              | 398,000                                  | 0              | 2,984            | 56,016           | 457,000          | -4,000          |                           |
|                           | A30C56000A              | 2,000                                    | 0              | 0                | 5,000            | 7,000            | 0               |                           |
|                           | A30C58000A              | 4,000                                    | 0              | 0                | 0                | 4,000            | 0               |                           |
|                           | <b>Total Call Abril</b> | <b>462,000</b>                           | <b>488,000</b> | <b>2,984</b>     | <b>1,275,016</b> | <b>2,228,000</b> | <b>-34,000</b>  |                           |
| AL30D                     | UA0C42.0AB              | 101,000                                  | 0              | 0                | 0                | 101,000          | 0               |                           |
|                           | UA0C45.0AB              | 0  | 0              | 0                | 50,000           | 50,000           | -246,000        |                           |
|                           | UA0C46.0AB              | 0  | 0              | 0                | 51,000           | 51,000           | 0               |                           |
|                           | UA0C48.0AB              | 357,000                                  | 243,000        | 0                | 0                | 600,000          | 0               |                           |
|                           | UA0C49.0AB              | 0  | 24,000         | 0                | 0                | 24,000           | 0               |                           |
|                           | UA0C50.0AB              | 0  | 620,000        | 81,197           | 39,803           | 741,000          | 0               |                           |
|                           | UA0C52.0AB              | 0  | 0              | 0                | 293,000          | 293,000          | 0               |                           |
|                           | UA0C54.0AB              | 10,000                                   | 0              | 0                | 1,000            | 11,000           | -550,000        |                           |
|                           | UA0C56.0AB              | 2,000                                    | 0              | 0                | 229,000          | 231,000          | 0               |                           |
|                           | UA0C58.0AB              | 0  | 0              | 0                | 32,000           | 32,000           | 0               |                           |
|                           | UA0C60.0AB              | 0  | 0              | 0                | 49,000           | 49,000           | 0               |                           |
|                           | <b>Total Call Abril</b> | <b>470,000</b>                           | <b>887,000</b> | <b>81,197</b>    | <b>744,803</b>   | <b>2,183,000</b> | <b>-796,000</b> |                           |
|                           | UA0C56.0MY              | 0  | 0              | 70,000           | 0                | 70,000           | 0               |                           |
|                           | UA0C58.0MY              | 0  | 0              | 10,000           | 0                | 10,000           | 0               |                           |
|                           | <b>Total Call Mayo</b>  | <b>0</b>                                 | <b>0</b>       | <b>80,000</b>    | <b>0</b>         | <b>80,000</b>    | <b>0</b>        |                           |
|                           | UA0C54.0JU              | 0  | 10,000         | 0                | 1,690,000        | 1,700,000        | 550,000         |                           |
|                           | UA0C56.0JU              | 6,000                                    | 0              | 90,000           | 0                | 96,000           | 6,000           |                           |
| <b>Total Call Junio</b>   | <b>6,000</b>            | <b>10,000</b>                            | <b>90,000</b>  | <b>1,690,000</b> | <b>1,796,000</b> | <b>556,000</b>   |                 |                           |
| ALUA                      | ALUC1000AB              | 50,500                                   | 0              | 0                | 95,500           | 146,000          | -6,900          |                           |
|                           | ALUC10498A              | 0  | 0              | 0                | 3,000            | 3,000            | 0               |                           |
|                           | ALUC1100AB              | 35,900                                   | 0              | 0                | 12,600           | 48,500           | 0               |                           |
|                           | ALUC11998A              | 400                                      | 0              | 0                | 2,300            | 2,700            | 0               |                           |
|                           | ALUC12498A              | 0  | 0              | 0                | 2,500            | 2,500            | 0               |                           |
|                           | ALUC1350AB              | 100                                      | 0              | 0                | 0                | 100              | 0               |                           |
|                           | ALUC13998A              | 318,000                                  | 0              | 0                | 232,400          | 550,400          | 0               |                           |
|                           | ALUC500.AB              | 0  | 10,000         | 0                | 0                | 10,000           | -194,000        |                           |
|                           | ALUC600.AB              | 0  | 600            | 0                | 0                | 600              | -57,000         |                           |
|                           | ALUC700.AB              | 0  | 0              | 0                | 0                | 0                | -300            |                           |
|                           | ALUC750.AB              | 0  | 22,300         | 0                | 0                | 22,300           | -273,400        |                           |
|                           | ALUC800.AB              | 0  | 2,300          | 100              | 0                | 2,400            | -7,300          |                           |
|                           | ALUC850.AB              | 692,000                                  | 0              | 0                | 103,700          | 795,700          | -144,900        |                           |
|                           | ALUC900.AB              | 8,600                                    | 0              | 0                | 29,200           | 37,800           | 0               |                           |
|                           | ALUC950.AB              | 100                                      | 0              | 0                | 400              | 500              | 0               |                           |
|                           | <b>Total Call Abril</b> | <b>1,105,600</b>                         | <b>35,200</b>  | <b>100</b>       | <b>481,600</b>   | <b>1,622,500</b> | <b>-683,800</b> |                           |
|                           | ALUC1000JU              | 7,400                                    | 8,000          | 700              | 12,000           | 28,100           | 0               |                           |
|                           | ALUC1200JU              | 100                                      | 0              | 0                | 0                | 100              | 0               |                           |
|                           | ALUC1300JU              | 11,500                                   | 200            | 500              | 3,000            | 15,200           | 0               |                           |
|                           | ALUC500.JU              | 225,900                                  | 12,900         | 12,000           | 340,900          | 591,700          | 42,600          |                           |
|                           | ALUC750.JU              | 500                                      | 0              | 0                | 0                | 500              | 0               |                           |
|                           | ALUC850.JU              | 95,000                                   | 5,700          | 16,700           | 105,100          | 222,500          | 1,700           |                           |
|                           | ALUC900.JU              | 0  | 0              | 0                | 100              | 100              | 0               |                           |
|                           | ALUC950.JU              | 3,500                                    | 16,000         | 2,100            | 6,900            | 28,500           | 100             |                           |
|                           | <b>Total Call Junio</b> | <b>343,900</b>                           | <b>42,800</b>  | <b>32,000</b>    | <b>468,000</b>   | <b>886,700</b>   | <b>44,400</b>   |                           |
|                           | ALUC1000AG              | 1,200                                    | 0              | 0                | 1,600            | 2,800            | 0               |                           |
|                           | ALUC1100AG              | 300                                      | 0              | 0                | 0                | 300              | 0               |                           |
|                           | ALUC1150AG              | 400                                      | 0              | 0                | 0                | 400              | 0               |                           |
|                           | ALUC1200AG              | 0  | 0              | 0                | 300              | 300              | 0               |                           |
| ALUC500.AG                | 145,400                 | 300                                      | 0              | 111,600          | 257,300          | 35,500           |                 |                           |
| ALUC850.AG                | 900                     | 2,000                                    | 1,300          | 3,500            | 7,700            | 6,800            |                 |                           |
| ALUC950.AG                | 0                       | 0  | 0              | 400              | 400              | 0                |                 |                           |
| <b>Total Call Agosto</b>  | <b>148,200</b>          | <b>2,300</b>                             | <b>1,300</b>   | <b>117,400</b>   | <b>269,200</b>   | <b>42,300</b>    |                 |                           |
| BBAR                      | BBAC1240AB              | 0  | 0              | 0                | 0                | 0                | -100            |                           |
|                           | BBAC2400AB              | 0  | 0              | 0                | 0                | 0                | 0               |                           |
|                           | BBAC2500AB              | 0  | 0              | 0                | 0                | 0                | -900            |                           |
|                           | BBAC2600AB              | 0  | 0              | 0                | 0                | 0                | -100            |                           |
|                           | <b>Total Call Abril</b> | <b>0</b>                                 | <b>0</b>       | <b>0</b>         | <b>0</b>         | <b>0</b>         | <b>-1,100</b>   |                           |
|                           | BBAC2600JU              | 100                                      | 0              | 0                | 0                | 100              | 0               |                           |
|                           | BBAC2700JU              | 0  | 0              | 0                | 100              | 100              | 0               |                           |
|                           | BBAC2800JU              | 400                                      | 0              | 0                | 100              | 500              | 0               |                           |
|                           | BBAC3000JU              | 0  | 0              | 0                | 100              | 100              | 0               |                           |
|                           | BBAC3200JU              | 0  | 0              | 0                | 100              | 100              | 0               |                           |
|                           | BBAC3400JU              | 0  | 0              | 0                | 100              | 100              | 0               |                           |
| <b>Total Call Junio</b>   | <b>500</b>              | <b>0</b>                                 | <b>0</b>       | <b>500</b>       | <b>1,000</b>     | <b>0</b>         |                 |                           |
| BHIP                      | BHIC100.AB              | 0  | 0              | 0                | 0                | 0                | -1,600          |                           |
|                           | BHIC200.AB              | 0  | 1,600          | 0                | 0                | 1,600            | -22,700         |                           |
|                           | BHIC240.AB              | 0  | 0              | 0                | 0                | 0                | -7,300          |                           |

## Anexo B

## Posiciones Abiertas por Especie al 18/04/2024

| Especie | Serie                    | Posiciones (nominales) - Open Interest - |               |            |              |                | total           | Variación c/ día anterior |
|---------|--------------------------|--|---------------|------------|--------------|----------------|-----------------|---------------------------|
|         |                          | cubiertas                                | opuestas      | cruzadas   | descubiertas |                |                 |                           |
|         | BHIC250.AB               | 0  | 0             | 0          | 0            | 0              | -11,300         |                           |
|         | BHIC26.0AB               | 0  | 3,100         | 0          | 0            | 3,100          | -66,600         |                           |
|         | BHIC260.AB               | 0  | 0             | 0          | 0            | 0              | -1,500          |                           |
|         | BHIC270.AB               | 0  | 1,000         | 0          | 0            | 1,000          | -600            |                           |
|         | BHIC90.0AB               | 0  | 0             | 0          | 0            | 0              | -4,200          |                           |
|         | <b>Total Call Abril</b>  | <b>0</b>                                 | <b>5,700</b>  | <b>0</b>   | <b>0</b>     | <b>5,700</b>   | <b>-115,800</b> |                           |
|         | BHIC150.JU               | 6,100                                    | 500           | 0          | 0            | 6,600          | 0               |                           |
|         | BHIC200.JU               | 21,100                                   | 1,200         | 0          | 0            | 22,300         | 1,000           |                           |
|         | BHIC26.0JU               | 126,100                                  | 2,500         | 0          | 0            | 128,600        | 0               |                           |
|         | BHIC270.JU               | 44,300                                   | 8,800         | 0          | 0            | 53,100         | 500             |                           |
|         | BHIC90.0JU               | 105,600                                  | 800           | 0          | 0            | 106,400        | -1,000          |                           |
|         | <b>Total Call Junio</b>  | <b>303,200</b>                           | <b>13,800</b> | <b>0</b>   | <b>0</b>     | <b>317,000</b> | <b>500</b>      |                           |
|         | BHIC200.AG               | 1,600                                    | 0             | 0          | 0            | 1,600          | 0               |                           |
|         | BHIC220.AG               | 100                                      | 0             | 0          | 0            | 100            | 0               |                           |
|         | BHIC270.AG               | 65,300                                   | 2,600         | 0          | 0            | 67,900         | 1,400           |                           |
|         | <b>Total Call Agosto</b> | <b>67,000</b>                            | <b>2,600</b>  | <b>0</b>   | <b>0</b>     | <b>69,600</b>  | <b>1,400</b>    |                           |
| BMA     | BMAC3600AB               | 0  | 0             | 0          | 0            | 0              | -1,100          |                           |
|         | BMAC3800AB               | 0  | 500           | 0          | 0            | 500            | 0               |                           |
|         | BMAC4000AB               | 0  | 200           | 0          | 0            | 200            | -100            |                           |
|         | BMAC4200AB               | 0  | 100           | 0          | 0            | 100            | 0               |                           |
|         | BMAC4400AB               | 0  | 300           | 0          | 0            | 300            | 0               |                           |
|         | BMAC4800AB               | 0  | 400           | 0          | 0            | 400            | 0               |                           |
|         | BMAC5000AB               | 0  | 0             | 200        | 0            | 200            | -5,000          |                           |
|         | <b>Total Call Abril</b>  | <b>0</b>                                 | <b>1,500</b>  | <b>200</b> | <b>0</b>     | <b>1,700</b>   | <b>-6,200</b>   |                           |
|         | BMAC6000JU               | 1,000                                    | 0             | 0          | 100          | 1,100          | 0               |                           |
|         | <b>Total Call Junio</b>  | <b>1,000</b>                             | <b>0</b>      | <b>0</b>   | <b>100</b>   | <b>1,100</b>   | <b>0</b>        |                           |
| BYMA    | BYMC10463A               | 0  | 0             | 0          | 0            | 0              | -700            |                           |
|         | BYMC1050AB               | 0  | 0             | 0          | 0            | 0              | 0               |                           |
|         | BYMC11463A               | 0  | 0             | 0          | 0            | 0              | -2,600          |                           |
|         | BYMC12463A               | 0  | 0             | 0          | 0            | 0              | -1,500          |                           |
|         | BYMC15463A               | 6,400                                    | 0             | 0          | 2,500        | 8,900          | -3,800          |                           |
|         | BYMC66635A               | 0  | 0             | 0          | 0            | 0              | -400            |                           |
|         | BYMC90635A               | 0  | 0             | 0          | 0            | 0              | -1,800          |                           |
|         | <b>Total Call Abril</b>  | <b>6,400</b>                             | <b>0</b>      | <b>0</b>   | <b>2,500</b> | <b>8,900</b>   | <b>-10,800</b>  |                           |
|         | BYMC12463J               | 900                                      | 0             | 0          | 4,800        | 5,700          | 0               |                           |
|         | BYMC14463J               | 400                                      | 0             | 0          | 0            | 400            | 0               |                           |
|         | BYMC15463J               | 0  | 0             | 0          | 2,700        | 2,700          | 0               |                           |
|         | BYMC16463J               | 0  | 0             | 0          | 100          | 100            | 0               |                           |
|         | BYMC17463J               | 2,600                                    | 0             | 0          | 200          | 2,800          | 100             |                           |
|         | <b>Total Call Junio</b>  | <b>3,900</b>                             | <b>0</b>      | <b>0</b>   | <b>7,800</b> | <b>11,700</b>  | <b>100</b>      |                           |
|         | BYMC11463G               | 600                                      | 0             | 0          | 0            | 600            | 0               |                           |
|         | BYMC14463G               | 700                                      | 0             | 0          | 0            | 700            | 0               |                           |
|         | BYMC15463G               | 500                                      | 0             | 0          | 0            | 500            | 0               |                           |
|         | BYMC1700AG               | 300                                      | 0             | 0          | 0            | 300            | 0               |                           |
|         | BYMC17463G               | 500                                      | 0             | 0          | 0            | 500            | 0               |                           |
|         | <b>Total Call Agosto</b> | <b>2,600</b>                             | <b>0</b>      | <b>0</b>   | <b>0</b>     | <b>2,600</b>   | <b>0</b>        |                           |
| CECO2   | CECC440.AB               | 100                                      | 0             | 0          | 0            | 100            | 0               |                           |
|         | CECC460.AB               | 100                                      | 0             | 0          | 0            | 100            | 0               |                           |
|         | CECC500.AB               | 2,000                                    | 0             | 0          | 0            | 2,000          | 0               |                           |
|         | <b>Total Call Abril</b>  | <b>2,200</b>                             | <b>0</b>      | <b>0</b>   | <b>0</b>     | <b>2,200</b>   | <b>0</b>        |                           |
|         | CECC440.JU               | 100                                      | 0             | 0          | 0            | 100            | 0               |                           |
|         | <b>Total Call Junio</b>  | <b>100</b>                               | <b>0</b>      | <b>0</b>   | <b>0</b>     | <b>100</b>     | <b>0</b>        |                           |
| CEPU    | CEPC1000AB               | 0  | 0             | 0          | 500          | 500            | 0               |                           |
|         | CEPC1100AB               | 600                                      | 0             | 0          | 100          | 700            | 0               |                           |
|         | CEPC1200AB               | 0  | 0             | 0          | 200          | 200            | 0               |                           |
|         | CEPC1400AB               | 500                                      | 0             | 0          | 0            | 500            | 0               |                           |
|         | CEPC800.AB               | 0  | 0             | 0          | 0            | 0              | 0               |                           |
|         | CEPC900.AB               | 0  | 100           | 0          | 0            | 100            | 0               |                           |
|         | CEPC99425A               | 1,800                                    | 0             | 0          | 0            | 1,800          | 0               |                           |
|         | <b>Total Call Abril</b>  | <b>2,900</b>                             | <b>100</b>    | <b>0</b>   | <b>800</b>   | <b>3,800</b>   | <b>0</b>        |                           |
|         | CEPC1200JU               | 2,600                                    | 0             | 0          | 0            | 2,600          | 0               |                           |
|         | CEPC1800JU               | 100                                      | 0             | 18         | 1,982        | 2,100          | 0               |                           |
|         | <b>Total Call Junio</b>  | <b>2,700</b>                             | <b>0</b>      | <b>18</b>  | <b>1,982</b> | <b>4,700</b>   | <b>0</b>        |                           |
|         | CEPC1100AG               | 0  | 0             | 0          | 200          | 200            | 0               |                           |
|         | <b>Total Call Agosto</b> | <b>0</b>                                 | <b>0</b>      | <b>0</b>   | <b>200</b>   | <b>200</b>     | <b>0</b>        |                           |
| COME    | COMC102.AB               | 0  | 0             | 0          | 15,400       | 15,400         | -101,700        |                           |
|         | COMC105.AB               | 97,500                                   | 0             | 0          | 77,700       | 175,200        | 0               |                           |
|         | COMC108.AB               | 580,600                                  | 0             | 0          | 629,400      | 1,210,000      | -557,700        |                           |
|         | COMC113.AB               | 635,100                                  | 0             | 0          | 403,400      | 1,038,500      | -21,700         |                           |
|         | COMC118.AB               | 530,300                                  | 0             | 0          | 334,200      | 864,500        | -11,500         |                           |
|         | COMC123.AB               | 517,900                                  | 0             | 0          | 502,900      | 1,020,800      | -807,400        |                           |
|         | COMC128.AB               | 2,958,200                                | 0             | 0          | 1,646,500    | 4,604,700      | -171,800        |                           |
|         | COMC134.AB               | 272,800                                  | 0             | 0          | 439,400      | 712,200        | 0               |                           |
|         | COMC140.AB               | 993,400                                  | 0             | 0          | 228,100      | 1,221,500      | -77,900         |                           |
|         | COMC146.AB               | 1,342,100                                | 0             | 0          | 748,500      | 2,090,600      | 0               |                           |

**Anexo B**
**Posiciones Abiertas por Especie al 18/04/2024**

| Especie | Serie                    | Posiciones (nominales) - Open Interest - |                |               |                  |                   | total             | Variación c/ día anterior |
|---------|--------------------------|--|----------------|---------------|------------------|-------------------|-------------------|---------------------------|
|         |                          | cubiertas                                | opuestas       | cruzadas      | descubiertas     |                   |                   |                           |
|         | COMC152.AB               | 204,700                                  | 0              | 0             | 214,700          | 419,400           | -24,300           |                           |
|         | COMC164.AB               | 3,720,300                                | 0              | 0             | 294,700          | 4,015,000         | 0                 |                           |
|         | COMC39038A               | 0  | 0              | 0             | 0                | 0                 | -36,200           |                           |
|         | COMC49038A               | 0  | 0              | 0             | 0                | 0                 | -8,800            |                           |
|         | COMC53038A               | 0  | 0              | 0             | 0                | 0                 | -2,200            |                           |
|         | COMC57038A               | 0  | 0              | 0             | 0                | 0                 | -1,000            |                           |
|         | COMC59038A               | 0  | 0              | 0             | 0                | 0                 | 0                 |                           |
|         | COMC63.0AB               | 0  | 700            | 0             | 0                | 700               | -200              |                           |
|         | COMC65038A               | 0  | 13,100         | 0             | 0                | 13,100            | -29,800           |                           |
|         | COMC68038A               | 0  | 0              | 0             | 0                | 0                 | -27,300           |                           |
|         | COMC71038A               | 0  | 0              | 0             | 0                | 0                 | -7,100            |                           |
|         | COMC74038A               | 0  | 12,000         | 0             | 0                | 12,000            | -62,700           |                           |
|         | COMC77038A               | 0  | 26,500         | 0             | 0                | 26,500            | -407,400          |                           |
|         | COMC81.0AB               | 0  | 15,400         | 0             | 0                | 15,400            | 7,700             |                           |
|         | COMC84.0AB               | 0  | 0              | 0             | 0                | 0                 | -100              |                           |
|         | COMC87.0AB               | 0  | 0              | 0             | 0                | 0                 | -35,700           |                           |
|         | COMC90.0AB               | 0  | 9,900          | 0             | 0                | 9,900             | -804,700          |                           |
|         | COMC93.0AB               | 0  | 0              | 0             | 0                | 0                 | -3,200            |                           |
|         | COMC96.0AB               | 0  | 18,600         | 0             | 0                | 18,600            | 6,000             |                           |
|         | COMC99.0AB               | 0  | 3,600          | 0             | 14,200           | 17,800            | -319,600          |                           |
|         | <b>Total Call Abril</b>  | <b>11,852,900</b>                        | <b>99,800</b>  | <b>0</b>      | <b>5,549,100</b> | <b>17,501,800</b> | <b>-3,506,300</b> |                           |
|         | COMC105.JU               | 27,900                                   | 6,400          | 0             | 102,200          | 136,500           | 51,000            |                           |
|         | COMC108.JU               | 444,900                                  | 70,100         | 47,475        | 375,125          | 937,600           | 221,400           |                           |
|         | COMC113.JU               | 6,900                                    | 2,300          | 0             | 102,300          | 111,500           | 69,300            |                           |
|         | COMC118.JU               | 8,400                                    | 15,000         | 0             | 30,500           | 53,900            | 34,100            |                           |
|         | COMC123.JU               | 108,800                                  | 200            | 0             | 192,400          | 301,400           | 80,700            |                           |
|         | COMC128.JU               | 890,300                                  | 30,500         | 4,200         | 57,500           | 982,500           | 57,100            |                           |
|         | COMC134.JU               | 15,800                                   | 0              | 0             | 21,100           | 36,900            | 0                 |                           |
|         | COMC146.JU               | 46,700                                   | 0              | 0             | 13,600           | 60,300            | 0                 |                           |
|         | COMC164.JU               | 189,600                                  | 3,200          | 0             | 10,100           | 202,900           | 4,100             |                           |
|         | COMC50.0JU               | 0  | 1,200          | 1,740         | 1,260            | 4,200             | 0                 |                           |
|         | COMC60.0JU               | 138,900                                  | 65,700         | 1,741         | 209,759          | 416,100           | 44,100            |                           |
|         | COMC78.0JU               | 13,000                                   | 4,800          | 0             | 47,300           | 65,100            | 12,300            |                           |
|         | COMC90.0JU               | 21,100                                   | 0              | 0             | 18,000           | 39,100            | 0                 |                           |
|         | COMC99.0JU               | 40,700                                   | 2,000          | 0             | 76,400           | 119,100           | 500               |                           |
|         | <b>Total Call Junio</b>  | <b>1,953,000</b>                         | <b>201,400</b> | <b>55,156</b> | <b>1,257,544</b> | <b>3,467,100</b>  | <b>574,600</b>    |                           |
|         | COMC102.AG               | 11,500                                   | 400            | 0             | 2,000            | 13,900            | 0                 |                           |
|         | COMC105.AG               | 0  | 500            | 0             | 0                | 500               | 0                 |                           |
|         | COMC108.AG               | 1,600                                    | 100            | 0             | 28,000           | 29,700            | 500               |                           |
|         | COMC113.AG               | 0  | 0              | 0             | 500              | 500               | 0                 |                           |
|         | COMC118.AG               | 400                                      | 0              | 0             | 4,000            | 4,400             | 0                 |                           |
|         | COMC123.AG               | 600                                      | 0              | 0             | 1,100            | 1,700             | 0                 |                           |
|         | COMC128.AG               | 22,300                                   | 1,800          | 0             | 33,200           | 57,300            | 0                 |                           |
|         | COMC134.AG               | 3,700                                    | 0              | 0             | 3,600            | 7,300             | 0                 |                           |
|         | COMC140.AG               | 2,000                                    | 0              | 0             | 0                | 2,000             | 0                 |                           |
|         | COMC146.AG               | 58,700                                   | 1,100          | 0             | 15,100           | 74,900            | 100               |                           |
|         | COMC164.AG               | 60,800                                   | 10,000         | 0             | 12,000           | 82,800            | 0                 |                           |
|         | <b>Total Call Agosto</b> | <b>161,600</b>                           | <b>13,900</b>  | <b>0</b>      | <b>99,500</b>    | <b>275,000</b>    | <b>600</b>        |                           |
| CRES    | CREC1000AB               | 0  | 0              | 0             | 300              | 300               | 0                 |                           |
|         | CREC1050AB               | 2,000                                    | 0              | 0             | 0                | 2,000             | 0                 |                           |
|         | CREC1100AB               | 500                                      | 0              | 0             | 0                | 500               | 0                 |                           |
|         | CREC1150AB               | 3,900                                    | 0              | 0             | 600              | 4,500             | 0                 |                           |
|         | CREC1200AB               | 1,500                                    | 0              | 0             | 800              | 2,300             | 0                 |                           |
|         | CREC1300AB               | 5,500                                    | 0              | 0             | 0                | 5,500             | 0                 |                           |
|         | CREC1350AB               | 1,800                                    | 0              | 0             | 0                | 1,800             | 0                 |                           |
|         | CREC1400AB               | 200                                      | 0              | 0             | 0                | 200               | 0                 |                           |
|         | CREC720.AB               | 0  | 0              | 0             | 0                | 0                 | 0                 |                           |
|         | CREC850.AB               | 0  | 0              | 0             | 0                | 0                 | -200              |                           |
|         | CREC950.AB               | 4,100                                    | 0              | 0             | 10,000           | 14,100            | 0                 |                           |
|         | <b>Total Call Abril</b>  | <b>19,500</b>                            | <b>0</b>       | <b>0</b>      | <b>11,700</b>    | <b>31,200</b>     | <b>-200</b>       |                           |
|         | CREC1150JU               | 3,000                                    | 0              | 0             | 0                | 3,000             | 0                 |                           |
|         | CREC1200JU               | 10,900                                   | 0              | 0             | 1,200            | 12,100            | 0                 |                           |
|         | CREC1350JU               | 100                                      | 0              | 0             | 0                | 100               | 0                 |                           |
|         | CREC1400JU               | 9,400                                    | 0              | 0             | 0                | 9,400             | 0                 |                           |
|         | <b>Total Call Junio</b>  | <b>23,400</b>                            | <b>0</b>       | <b>0</b>      | <b>1,200</b>     | <b>24,600</b>     | <b>0</b>          |                           |
|         | CREC1400AG               | 4,900                                    | 0              | 0             | 0                | 4,900             | 0                 |                           |
|         | <b>Total Call Agosto</b> | <b>4,900</b>                             | <b>0</b>       | <b>0</b>      | <b>0</b>         | <b>4,900</b>      | <b>0</b>          |                           |
| DGCU2   | DGCC1000AB               | 0  | 0              | 0             | 0                | 0                 | -500              |                           |
|         | DGCC1100AB               | 200                                      | 0              | 0             | 0                | 200               | 0                 |                           |
|         | DGCC1200AB               | 1,700                                    | 0              | 0             | 0                | 1,700             | 0                 |                           |
|         | DGCC1300AB               | 100                                      | 0              | 0             | 0                | 100               | 0                 |                           |
|         | <b>Total Call Abril</b>  | <b>2,000</b>                             | <b>0</b>       | <b>0</b>      | <b>0</b>         | <b>2,000</b>      | <b>-500</b>       |                           |
| EDN     | EDNC1000AB               | 200                                      | 0              | 0             | 400              | 600               | 0                 |                           |
|         | EDNC1100AB               | 200                                      | 0              | 0             | 200              | 400               | 0                 |                           |
|         | EDNC1150AB               | 2,000                                    | 0              | 0             | 0                | 2,000             | 0                 |                           |
|         | EDNC1200AB               | 100                                      | 0              | 0             | 0                | 100               | 0                 |                           |



**Anexo B**
**Posiciones Abiertas por Especie al 18/04/2024**

| Especie | Serie                    | Posiciones (nominales) - Open Interest - |                  |               |                   |                   | total              | Variación c/ día anterior |
|---------|--------------------------|--|------------------|---------------|-------------------|-------------------|--------------------|---------------------------|
|         |                          | cubiertas                                | opuestas         | cruzadas      | descubiertas      |                   |                    |                           |
|         | EDNC1300AB               | 300                                      | 0                | 0             | 0                 | 300               | 0                  |                           |
|         | EDNC900.AB               | 0  | 0                | 0             | 4,300             | 4,300             | 0                  |                           |
|         | <b>Total Call Abril</b>  | <b>2,800</b>                             | <b>0</b>         | <b>0</b>      | <b>4,900</b>      | <b>7,700</b>      | <b>0</b>           |                           |
|         | EDNC1000JU               | 0  | 100              | 0             | 0                 | 100               | 0                  |                           |
|         | <b>Total Call Junio</b>  | <b>0</b>                                 | <b>100</b>       | <b>0</b>      | <b>0</b>          | <b>100</b>        | <b>0</b>           |                           |
| GD30D   | UG0C48.0AB               | 0  | 0                | 0             | 1,000             | 1,000             | 0                  |                           |
|         | <b>Total Call Abril</b>  | <b>0</b>                                 | <b>0</b>         | <b>0</b>      | <b>1,000</b>      | <b>1,000</b>      | <b>0</b>           |                           |
| GGAL    | GFGC1250AB               | 0  | 400              | 0             | 0                 | 400               | -100               |                           |
|         | GFGC1300AB               | 0  | 7,400            | 0             | 0                 | 7,400             | -2,900             |                           |
|         | GFGC1350AB               | 0  | 1,100            | 0             | 0                 | 1,100             | -24,400            |                           |
|         | GFGC1400AB               | 0  | 300              | 0             | 0                 | 300               | -700               |                           |
|         | GFGC1450AB               | 0  | 800              | 0             | 0                 | 800               | -700               |                           |
|         | GFGC1500AB               | 0  | 300              | 0             | 0                 | 300               | -1,100             |                           |
|         | GFGC1570AB               | 0  | 400              | 0             | 0                 | 400               | -200               |                           |
|         | GFGC1640AB               | 0  | 6,300            | 0             | 0                 | 6,300             | -10,400            |                           |
|         | GFGC1710AB               | 0  | 10,400           | 0             | 0                 | 10,400            | -24,300            |                           |
|         | GFGC1780AB               | 0  | 9,200            | 0             | 0                 | 9,200             | -800               |                           |
|         | GFGC1860AB               | 0  | 27,000           | 0             | 0                 | 27,000            | -42,700            |                           |
|         | GFGC1940AB               | 0  | 57,700           | 0             | 0                 | 57,700            | -2,300             |                           |
|         | GFGC2020AB               | 0  | 25,400           | 0             | 0                 | 25,400            | -12,300            |                           |
|         | GFGC2100AB               | 0  | 50,300           | 0             | 0                 | 50,300            | -387,400           |                           |
|         | GFGC2200AB               | 0  | 222,600          | 0             | 0                 | 222,600           | -78,600            |                           |
|         | GFGC2300AB               | 0  | 388,500          | 0             | 0                 | 388,500           | -65,400            |                           |
|         | GFGC2400AB               | 0  | 194,600          | 0             | 0                 | 194,600           | -455,800           |                           |
|         | GFGC2500AB               | 0  | 101,000          | 0             | 0                 | 101,000           | -943,800           |                           |
|         | GFGC2600AB               | 0  | 112,400          | 0             | 6,600             | 119,000           | -473,000           |                           |
|         | GFGC2700AB               | 0  | 68,700           | 0             | 0                 | 68,700            | -457,700           |                           |
|         | GFGC2800AB               | 0  | 21,700           | 0             | 15,100            | 36,800            | -1,007,700         |                           |
|         | GFGC2900AB               | 0  | 18,300           | 0             | 0                 | 18,300            | -977,700           |                           |
|         | GFGC3000AB               | 0  | 7,100            | 0             | 2,959,300         | 2,966,400         | -4,343,200         |                           |
|         | GFGC3150AB               | 1,227,100                                | 0                | 0             | 8,444,600         | 9,671,700         | -335,800           |                           |
|         | GFGC3300AB               | 272,300                                  | 0                | 0             | 2,921,400         | 3,193,700         | -156,500           |                           |
|         | GFGC3450AB               | 166,700                                  | 0                | 0             | 1,410,500         | 1,577,200         | -141,700           |                           |
|         | GFGC3600AB               | 393,800                                  | 0                | 0             | 1,237,300         | 1,631,100         | -37,000            |                           |
|         | GFGC3750AB               | 29,900                                   | 0                | 0             | 603,200           | 633,100           | 900                |                           |
|         | GFGC3900AB               | 190,700                                  | 0                | 0             | 922,800           | 1,113,500         | -13,200            |                           |
|         | GFGC4050AB               | 73,100                                   | 0                | 0             | 1,179,500         | 1,252,600         | 0                  |                           |
|         | GFGC4200AB               | 216,700                                  | 0                | 0             | 10,247,700        | 10,464,400        | -154,100           |                           |
|         | GFGC700.AB               | 0  | 2,600            | 0             | 0                 | 2,600             | -28,800            |                           |
|         | GFGC770.AB               | 0  | 100              | 0             | 0                 | 100               | -200               |                           |
|         | GFGC800.AB               | 0  | 400              | 0             | 0                 | 400               | -1,100             |                           |
|         | <b>Total Call Abril</b>  | <b>2,570,300</b>                         | <b>1,335,000</b> | <b>0</b>      | <b>29,948,000</b> | <b>33,853,300</b> | <b>-10,180,700</b> |                           |
|         | GFGC3150MY               | 1,200                                    | 0                | 0             | 0                 | 1,200             | 0                  |                           |
|         | <b>Total Call Mayo</b>   | <b>1,200</b>                             | <b>0</b>         | <b>0</b>      | <b>0</b>          | <b>1,200</b>      | <b>0</b>           |                           |
|         | GFGC1200JU               | 27,500                                   | 8,000            | 0             | 11,000            | 46,500            | 100                |                           |
|         | GFGC1640JU               | 200                                      | 400              | 0             | 0                 | 600               | 0                  |                           |
|         | GFGC1710JU               | 200                                      | 0                | 0             | 0                 | 200               | 0                  |                           |
|         | GFGC2200JU               | 4,000                                    | 1,700            | 0             | 200               | 5,900             | 0                  |                           |
|         | GFGC2300JU               | 42,800                                   | 200              | 0             | 0                 | 43,000            | 0                  |                           |
|         | GFGC2400JU               | 54,600                                   | 11,400           | 0             | 6,900             | 72,900            | 100                |                           |
|         | GFGC2500JU               | 11,200                                   | 7,500            | 0             | 11,500            | 30,200            | 0                  |                           |
|         | GFGC2600JU               | 1,900                                    | 34,500           | 0             | 0                 | 36,400            | 200                |                           |
|         | GFGC2700JU               | 2,100                                    | 10,700           | 0             | 500               | 13,300            | 3,700              |                           |
|         | GFGC2800JU               | 34,800                                   | 14,400           | 0             | 45,100            | 94,300            | 4,000              |                           |
|         | GFGC2900JU               | 0  | 7,300            | 0             | 31,700            | 39,000            | 12,000             |                           |
|         | GFGC3000JU               | 256,400                                  | 283,189          | 3,541         | 537,870           | 1,081,000         | 183,300            |                           |
|         | GFGC3150JU               | 48,200                                   | 250,300          | 3,000         | 62,800            | 364,300           | 34,500             |                           |
|         | GFGC3300JU               | 615,500                                  | 123,200          | 3,467         | 178,233           | 920,400           | 123,800            |                           |
|         | GFGC3450JU               | 6,000                                    | 126,500          | 0             | 39,800            | 172,300           | 64,700             |                           |
|         | GFGC3600JU               | 1,238,800                                | 229,100          | 74,400        | 369,500           | 1,911,800         | 328,600            |                           |
|         | GFGC3750JU               | 23,700                                   | 59,400           | 900           | 8,200             | 92,200            | 34,700             |                           |
|         | GFGC3900JU               | 26,900                                   | 264,100          | 200           | 109,300           | 400,500           | 30,500             |                           |
|         | GFGC4050JU               | 1,100                                    | 30,900           | 0             | 18,700            | 50,700            | 12,200             |                           |
|         | GFGC4200JU               | 77,100                                   | 355,011          | 342           | 786,147           | 1,218,600         | 253,700            |                           |
|         | <b>Total Call Junio</b>  | <b>2,473,000</b>                         | <b>1,817,800</b> | <b>85,850</b> | <b>2,217,450</b>  | <b>6,594,100</b>  | <b>1,086,100</b>   |                           |
|         | GFGC2020AG               | 0  | 100              | 0             | 0                 | 100               | 0                  |                           |
|         | GFGC2700AG               | 100                                      | 0                | 0             | 0                 | 100               | 0                  |                           |
|         | GFGC2900AG               | 0  | 100              | 0             | 100               | 200               | 0                  |                           |
|         | GFGC3000AG               | 7,100                                    | 300              | 0             | 3,100             | 10,500            | 100                |                           |
|         | GFGC3150AG               | 0  | 500              | 0             | 200               | 700               | 0                  |                           |
|         | GFGC3300AG               | 1,400                                    | 0                | 0             | 9,700             | 11,100            | 0                  |                           |
|         | GFGC3450AG               | 1,000                                    | 7,400            | 0             | 8,800             | 17,200            | 0                  |                           |
|         | GFGC4200AG               | 4,000                                    | 15,100           | 1,390         | 15,810            | 36,300            | 200                |                           |
|         | <b>Total Call Agosto</b> | <b>13,600</b>                            | <b>23,500</b>    | <b>1,390</b>  | <b>37,710</b>     | <b>76,200</b>     | <b>300</b>         |                           |
| HARG    | HARC1100AB               | 0  | 0                | 0             | 0                 | 0                 | -1,000             |                           |
|         | HARC1200AB               | 0  | 0                | 0             | 5,600             | 5,600             | 0                  |                           |

## Anexo B

## Posiciones Abiertas por Especie al 18/04/2024

| Especie | Serie                    | Posiciones (nominales) - Open Interest - |          |          |              |         | total   | Variación c/ día anterior |
|---------|--------------------------|--|----------|----------|--------------|---------|---------|---------------------------|
|         |                          | cubiertas                                | opuestas | cruzadas | descubiertas |         |         |                           |
|         | <b>Total Call Abril</b>  | 0  | 0        | 0        | 5,600        | 5,600   | -1,000  |                           |
|         | HARC1300JU               | 0  | 0        | 0        | 100          | 100     | 0       |                           |
|         | <b>Total Call Junio</b>  | 0  | 0        | 0        | 100          | 100     | 0       |                           |
| LOMA    | LOMC1360AB               | 0  | 0        | 0        | 0            | 0       | -1,400  |                           |
|         | LOMC1400AB               | 0  | 0        | 0        | 0            | 0       | -200    |                           |
|         | LOMC1500AB               | 0  | 0        | 0        | 100          | 100     | 0       |                           |
|         | LOMC1600AB               | 100                                      | 0        | 0        | 0            | 100     | 0       |                           |
|         | <b>Total Call Abril</b>  | 100                                      | 0        | 0        | 100          | 200     | -1,600  |                           |
|         | LOMC1700JU               | 100                                      | 0        | 0        | 0            | 100     | 0       |                           |
|         | <b>Total Call Junio</b>  | 100                                      | 0        | 0        | 0            | 100     | 0       |                           |
| PAMP    | PAMC1240AB               | 0  | 0        | 0        | 0            | 0       | -31,300 |                           |
|         | PAMC1480AB               | 0  | 0        | 0        | 0            | 0       | 0       |                           |
|         | PAMC1660AB               | 0  | 0        | 0        | 0            | 0       | -2,700  |                           |
|         | PAMC1720AB               | 0  | 0        | 0        | 0            | 0       | -5,600  |                           |
|         | PAMC1780AB               | 0  | 0        | 0        | 0            | 0       | -100    |                           |
|         | PAMC1840AB               | 18,800                                   | 0        | 0        | 54,200       | 73,000  | -6,000  |                           |
|         | PAMC1900AB               | 16,500                                   | 0        | 0        | 17,300       | 33,800  | -6,600  |                           |
|         | PAMC1960AB               | 8,700                                    | 0        | 0        | 4,200        | 12,900  | 0       |                           |
|         | PAMC2020AB               | 4,300                                    | 0        | 0        | 25,600       | 29,900  | 0       |                           |
|         | PAMC2080AB               | 1,200                                    | 0        | 0        | 900          | 2,100   | 0       |                           |
|         | PAMC2140AB               | 5,700                                    | 0        | 0        | 7,600        | 13,300  | 0       |                           |
|         | PAMC2200AB               | 6,200                                    | 0        | 0        | 5,300        | 11,500  | 0       |                           |
|         | PAMC2260AB               | 14,400                                   | 0        | 0        | 19,500       | 33,900  | 0       |                           |
|         | PAMC2490AB               | 900                                      | 0        | 0        | 4,200        | 5,100   | 0       |                           |
|         | PAMC2600AB               | 200                                      | 0        | 0        | 0            | 200     | 0       |                           |
|         | PAMC2710AB               | 5,100                                    | 0        | 0        | 9,000        | 14,100  | 0       |                           |
|         | PAMC2820AB               | 47,800                                   | 0        | 0        | 40,700       | 88,500  | 0       |                           |
|         | <b>Total Call Abril</b>  | 129,800                                  | 0        | 0        | 188,500      | 318,300 | -52,300 |                           |
|         | PAMC1480JU               | 800                                      | 1,900    | 2        | 6,898        | 9,600   | 0       |                           |
|         | PAMC1600JU               | 200                                      | 0        | 0        | 0            | 200     | 200     |                           |
|         | PAMC1900JU               | 100                                      | 0        | 0        | 4,300        | 4,400   | 3,200   |                           |
|         | PAMC2140JU               | 300                                      | 0        | 0        | 2,000        | 2,300   | 0       |                           |
|         | PAMC2200JU               | 500                                      | 500      | 0        | 5,600        | 6,600   | 0       |                           |
|         | PAMC2260JU               | 71,900                                   | 12,200   | 0        | 29,300       | 113,400 | 2,200   |                           |
|         | PAMC2320JU               | 1,500                                    | 1,900    | 0        | 2,000        | 5,400   | 200     |                           |
|         | PAMC2380JU               | 0  | 100      | 0        | 0            | 100     | 0       |                           |
|         | PAMC2490JU               | 0  | 600      | 6,500    | 3,300        | 10,400  | 0       |                           |
|         | PAMC2600JU               | 200                                      | 0        | 0        | 0            | 200     | 0       |                           |
|         | PAMC2820JU               | 2,600                                    | 500      | 1,900    | 1,100        | 6,100   | 0       |                           |
|         | PAMC3040JU               | 2,500                                    | 0        | 0        | 0            | 2,500   | 0       |                           |
|         | <b>Total Call Junio</b>  | 80,600                                   | 17,700   | 8,402    | 54,498       | 161,200 | 5,800   |                           |
|         | PAMC1720AG               | 6,900                                    | 0        | 0        | 0            | 6,900   | 0       |                           |
|         | PAMC1840AG               | 100                                      | 0        | 0        | 0            | 100     | 0       |                           |
|         | PAMC1900AG               | 200                                      | 0        | 0        | 0            | 200     | 0       |                           |
|         | PAMC2200AG               | 200                                      | 0        | 0        | 0            | 200     | 0       |                           |
|         | PAMC2710AG               | 6,300                                    | 3,300    | 0        | 7,200        | 16,800  | 500     |                           |
|         | <b>Total Call Agosto</b> | 13,700                                   | 3,300    | 0        | 7,200        | 24,200  | 500     |                           |
| SAMI    | SAMC200.AB               | 0  | 0        | 0        | 0            | 0       | -100    |                           |
|         | <b>Total Call Abril</b>  | 0  | 0        | 0        | 0            | 0       | -100    |                           |
| SUPV    | SUPC1000AB               | 0  | 0        | 0        | 0            | 0       | -300    |                           |
|         | SUPC1100AB               | 0  | 0        | 0        | 0            | 0       | -1,000  |                           |
|         | SUPC1200AB               | 1,100                                    | 0        | 0        | 0            | 1,100   | 0       |                           |
|         | SUPC1300AB               | 1,000                                    | 0        | 0        | 0            | 1,000   | 0       |                           |
|         | SUPC1400AB               | 500                                      | 0        | 0        | 300          | 800     | 0       |                           |
|         | SUPC430.AB               | 0  | 0        | 0        | 0            | 0       | -100    |                           |
|         | SUPC450.AB               | 0  | 0        | 0        | 0            | 0       | 0       |                           |
|         | SUPC470.AB               | 0  | 0        | 0        | 0            | 0       | 0       |                           |
|         | SUPC490.AB               | 0  | 0        | 0        | 0            | 0       | 0       |                           |
|         | SUPC510.AB               | 0  | 0        | 0        | 0            | 0       | -200    |                           |
|         | <b>Total Call Abril</b>  | 2,600                                    | 0        | 0        | 300          | 2,900   | -1,600  |                           |
|         | SUPC1600JU               | 100                                      | 0        | 0        | 0            | 100     | 0       |                           |
|         | SUPC840.JU               | 100                                      | 0        | 0        | 0            | 100     | 0       |                           |
|         | <b>Total Call Junio</b>  | 200                                      | 0        | 0        | 0            | 200     | 0       |                           |
|         | SUPC1400AG               | 0  | 0        | 0        | 0            | 0       | 0       |                           |
|         | <b>Total Call Agosto</b> | 0  | 0        | 0        | 0            | 0       | 0       |                           |
| TGNO4   | TGNC1900AB               | 0  | 0        | 0        | 200          | 200     | -37,100 |                           |
|         | TGNC2000AB               | 1,000                                    | 0        | 0        | 0            | 1,000   | 0       |                           |
|         | TGNC2300AB               | 3,000                                    | 0        | 0        | 1,100        | 4,100   | 0       |                           |
|         | <b>Total Call Abril</b>  | 4,000                                    | 0        | 0        | 1,300        | 5,300   | -37,100 |                           |
|         | TGNC1600JU               | 1,000                                    | 0        | 0        | 0            | 1,000   | 0       |                           |
|         | TGNC1900JU               | 1,600                                    | 1,000    | 0        | 1,400        | 4,000   | 1,500   |                           |
|         | TGNC2000JU               | 0  | 0        | 0        | 100          | 100     | 0       |                           |
|         | TGNC2300JU               | 11,000                                   | 400      | 0        | 4,200        | 15,600  | -200    |                           |
|         | <b>Total Call Junio</b>  | 13,600                                   | 1,400    | 0        | 5,700        | 20,700  | 1,300   |                           |
|         | TGNC2000AG               | 300                                      | 0        | 0        | 0            | 300     | 0       |                           |

## Anexo B Posiciones Abiertas por Especie al 18/04/2024

| Especie | Serie                    | Posiciones (nominales) - Open Interest - |              |               |                |                | total          | Variación c/ día anterior |
|---------|--------------------------|--|--------------|---------------|----------------|----------------|----------------|---------------------------|
|         |                          | cubiertas                                | opuestas     | cruzadas      | descubiertas   |                |                |                           |
|         | TGNC2100AG               | 200                                      | 0            | 0             | 0              | 200            | 0              |                           |
|         | <b>Total Call Agosto</b> | <b>500</b>                               | <b>0</b>     | <b>0</b>      | <b>0</b>       | <b>500</b>     | <b>0</b>       |                           |
| TGSU2   | TGSC2500AB               | 0  | 100          | 0             | 0              | 100            | -6,500         |                           |
|         | TGSC2600AB               | 0  | 0            | 0             | 0              | 0              | -1,100         |                           |
|         | TGSC2700AB               | 0  | 0            | 0             | 0              | 0              | -400           |                           |
|         | TGSC2800AB               | 0  | 100          | 0             | 0              | 100            | 0              |                           |
|         | TGSC3000AB               | 0  | 0            | 0             | 0              | 0              | -400           |                           |
|         | TGSC3500AB               | 1,100                                    | 0            | 0             | 500            | 1,600          | 0              |                           |
|         | TGSC3600AB               | 200                                      | 0            | 0             | 0              | 200            | 0              |                           |
|         | <b>Total Call Abril</b>  | <b>1,300</b>                             | <b>200</b>   | <b>0</b>      | <b>500</b>     | <b>2,000</b>   | <b>-8,400</b>  |                           |
|         | TGSC2900JU               | 0  | 900          | 0             | 100            | 1,000          | 0              |                           |
|         | TGSC3300JU               | 0  | 0            | 0             | 100            | 100            | 0              |                           |
|         | <b>Total Call Junio</b>  | <b>0</b>                                 | <b>900</b>   | <b>0</b>      | <b>200</b>     | <b>1,100</b>   | <b>0</b>       |                           |
| TRAN    | TRAC1000AB               | 0  | 0            | 0             | 0              | 0              | -1,700         |                           |
|         | TRAC1100AB               | 0  | 1,000        | 0             | 0              | 1,000          | -700           |                           |
|         | TRAC1200AB               | 200                                      | 0            | 0             | 1,300          | 1,500          | 0              |                           |
|         | TRAC1300AB               | 0  | 0            | 0             | 1,100          | 1,100          | 0              |                           |
|         | TRAC1400AB               | 1,100                                    | 0            | 0             | 700            | 1,800          | 0              |                           |
|         | TRAC1700AB               | 1,500                                    | 0            | 0             | 200            | 1,700          | 0              |                           |
|         | TRAC500.AB               | 0  | 0            | 0             | 0              | 0              | -100           |                           |
|         | TRAC650.AB               | 0  | 0            | 0             | 0              | 0              | -32,700        |                           |
|         | <b>Total Call Abril</b>  | <b>2,800</b>                             | <b>1,000</b> | <b>0</b>      | <b>3,300</b>   | <b>7,100</b>   | <b>-35,200</b> |                           |
|         | TRAC1000JU               | 4,300                                    | 0            | 0             | 1,300          | 5,600          | 200            |                           |
|         | TRAC1300JU               | 1,300                                    | 0            | 0             | 0              | 1,300          | 0              |                           |
|         | TRAC2000JU               | 0  | 0            | 0             | 500            | 500            | 0              |                           |
|         | <b>Total Call Junio</b>  | <b>5,600</b>                             | <b>0</b>     | <b>0</b>      | <b>1,800</b>   | <b>7,400</b>   | <b>200</b>     |                           |
|         | TRAC1100AG               | 0  | 0            | 0             | 100            | 100            | 0              |                           |
|         | TRAC1600AG               | 0  | 0            | 0             | 0              | 0              | 0              |                           |
|         | <b>Total Call Agosto</b> | <b>0</b>                                 | <b>0</b>     | <b>0</b>      | <b>100</b>     | <b>100</b>     | <b>0</b>       |                           |
| TXAR    | TXAC1000AB               | 175,100                                  | 0            | 0             | 139,300        | 314,400        | 0              |                           |
|         | TXAC1100AB               | 8,400                                    | 0            | 0             | 2,900          | 11,300         | 0              |                           |
|         | TXAC1150AB               | 200                                      | 0            | 0             | 0              | 200            | 0              |                           |
|         | TXAC1350AB               | 79,000                                   | 0            | 0             | 136,500        | 215,500        | 0              |                           |
|         | TXAC500.AB               | 0  | 0            | 0             | 0              | 0              | -500           |                           |
|         | TXAC700.AB               | 0  | 100          | 0             | 0              | 100            | -1,500         |                           |
|         | TXAC750.AB               | 0  | 0            | 0             | 0              | 0              | -800           |                           |
|         | TXAC800.AB               | 0  | 0            | 0             | 19,800         | 19,800         | -25,200        |                           |
|         | TXAC850.AB               | 7,800                                    | 0            | 0             | 22,100         | 29,900         | 0              |                           |
|         | TXAC900.AB               | 16,000                                   | 0            | 0             | 29,300         | 45,300         | -100           |                           |
|         | TXAC950.AB               | 400                                      | 0            | 0             | 0              | 400            | 0              |                           |
|         | <b>Total Call Abril</b>  | <b>286,900</b>                           | <b>100</b>   | <b>0</b>      | <b>349,900</b> | <b>636,900</b> | <b>-28,100</b> |                           |
|         | TXAC1000JU               | 166,100                                  | 3,000        | 24,800        | 101,200        | 295,100        | 16,900         |                           |
|         | TXAC1100JU               | 0  | 0            | 0             | 100            | 100            | 0              |                           |
|         | TXAC1200JU               | 9,700                                    | 0            | 0             | 1,400          | 11,100         | 0              |                           |
|         | TXAC500.JU               | 4,400                                    | 0            | 0             | 3,300          | 7,700          | 1,000          |                           |
|         | TXAC800.JU               | 0  | 0            | 0             | 400            | 400            | 0              |                           |
|         | TXAC850.JU               | 400                                      | 0            | 0             | 8,400          | 8,800          | 0              |                           |
|         | <b>Total Call Junio</b>  | <b>180,600</b>                           | <b>3,000</b> | <b>24,800</b> | <b>114,800</b> | <b>323,200</b> | <b>17,900</b>  |                           |
|         | TXAC1000AG               | 1,200                                    | 200          | 0             | 1,500          | 2,900          | 0              |                           |
|         | TXAC1100AG               | 3,300                                    | 100          | 0             | 100            | 3,500          | 0              |                           |
|         | TXAC550.AG               | 100                                      | 0            | 0             | 0              | 100            | 0              |                           |
|         | TXAC900.AG               | 0  | 0            | 0             | 1,600          | 1,600          | 0              |                           |
|         | TXAC950.AG               | 700                                      | 0            | 0             | 1,000          | 1,700          | 0              |                           |
|         | <b>Total Call Agosto</b> | <b>5,300</b>                             | <b>300</b>   | <b>0</b>      | <b>4,200</b>   | <b>9,800</b>   | <b>0</b>       |                           |
| YFPD    | YRFC14800A               | 0  | 0            | 0             | 0              | 0              | -100           |                           |
|         | YRFC16000A               | 0  | 0            | 0             | 0              | 0              | -1,200         |                           |
|         | YRFC16700A               | 0  | 700          | 0             | 0              | 700            | 200            |                           |
|         | YRFC17400A               | 0  | 200          | 0             | 0              | 200            | -1,200         |                           |
|         | YRFC18100A               | 0  | 0            | 0             | 0              | 0              | -9,800         |                           |
|         | YRFC18800A               | 0  | 0            | 0             | 0              | 0              | -600           |                           |
|         | YRFC19700A               | 0  | 100          | 0             | 3,300          | 3,400          | -8,200         |                           |
|         | YRFC20600A               | 0  | 0            | 0             | 600            | 600            | -2,100         |                           |
|         | YRFC21500A               | 6,100                                    | 0            | 0             | 4,900          | 11,000         | -11,600        |                           |
|         | YRFC22400A               | 26,400                                   | 0            | 0             | 163,300        | 189,700        | 117,200        |                           |
|         | YRFC23500A               | 5,600                                    | 0            | 0             | 15,200         | 20,800         | -3,000         |                           |
|         | YRFC24600A               | 0  | 0            | 0             | 3,300          | 3,300          | 0              |                           |
|         | YRFC25700A               | 36,000                                   | 0            | 0             | 26,900         | 62,900         | 0              |                           |
|         | YRFC26800A               | 48,300                                   | 0            | 0             | 30,400         | 78,700         | -1,000         |                           |
|         | YRFC27900A               | 0  | 0            | 0             | 1,000          | 1,000          | 0              |                           |
|         | YRFC30100A               | 900                                      | 0            | 0             | 2,900          | 3,800          | 0              |                           |
|         | <b>Total Call Abril</b>  | <b>123,300</b>                           | <b>1,000</b> | <b>0</b>      | <b>251,800</b> | <b>376,100</b> | <b>78,600</b>  |                           |
|         | YRFC16700J               | 100                                      | 200          | 0             | 4,300          | 4,600          | 4,500          |                           |
|         | YRFC21500J               | 600                                      | 0            | 100           | 200            | 900            | 300            |                           |
|         | YRFC23500J               | 200                                      | 0            | 0             | 0              | 200            | 0              |                           |
|         | YRFC24600J               | 8,100                                    | 700          | 100           | 4,900          | 13,800         | 200            |                           |
|         | YRFC25700J               | 2,300                                    | 200          | 0             | 200            | 2,700          | 300            |                           |

## Anexo B Posiciones Abiertas por Especie al 18/04/2024

| Especie                         | Serie                   | Posiciones (nominales) - Open Interest - |                  |                |                   |                   | total         | Variación c/ día anterior |
|---------------------------------|-------------------------|--|------------------|----------------|-------------------|-------------------|---------------|---------------------------|
|                                 |                         | cubiertas                                | opuestas         | cruzadas       | descubiertas      |                   |               |                           |
|                                 | YPFC26800J              | 100                                      | 500              | 0              | 700               | 1,300             | 800           |                           |
|                                 | <b>Total Call Junio</b> | <b>11,400</b>                            | <b>1,600</b>     | <b>200</b>     | <b>10,300</b>     | <b>23,500</b>     | <b>6,100</b>  |                           |
| <b>Total Opciones de Compra</b> |                         | <b>22,868,800</b>                        | <b>5,011,000</b> | <b>463,597</b> | <b>44,919,003</b> | <b>73,262,400</b> |               |                           |
| Opciones de Venta               |                         |  |                  |                |                   |                   |               |                           |
| AL30                            | A30V46000A              | 0  | 5,016            | 0              | 45,984            | 51,000            | 0             |                           |
|                                 | A30V47000A              | 0  | 0                | 0              | 50,000            | 50,000            | 0             |                           |
|                                 | A30V48000A              | 0  | 0                | 0              | 1,700,000         | 1,700,000         | 0             |                           |
|                                 | A30V54000A              | 0  | 0                | 0              | 2,000             | 2,000             | 0             |                           |
|                                 | A30V58000A              | 0  | 0                | 0              | 1,000             | 1,000             | 0             |                           |
|                                 | <b>Total Put Abril</b>  | <b>0</b>                                 | <b>5,016</b>     | <b>0</b>       | <b>1,798,984</b>  | <b>1,804,000</b>  | <b>0</b>      |                           |
| AL30D                           | UA0V62.0AB              | 0  | 0                | 0              | 0                 | 0                 | 0             |                           |
|                                 | <b>Total Put Abril</b>  | <b>0</b>                                 | <b>0</b>         | <b>0</b>       | <b>0</b>          | <b>0</b>          | <b>0</b>      |                           |
| ALUA                            | ALUV1000AB              | 0  | 0                | 0              | 0                 | 0                 | -1,100        |                           |
|                                 | ALUV1100AB              | 0  | 0                | 0              | 0                 | 0                 | 0             |                           |
|                                 | ALUV650.AB              | 0  | 0                | 0              | 200               | 200               | 0             |                           |
|                                 | ALUV700.AB              | 0  | 0                | 0              | 600               | 600               | 0             |                           |
|                                 | ALUV750.AB              | 0  | 0                | 0              | 10,400            | 10,400            | 0             |                           |
|                                 | ALUV800.AB              | 0  | 0                | 0              | 2,500             | 2,500             | 0             |                           |
|                                 | ALUV850.AB              | 0  | 0                | 0              | 17,900            | 17,900            | -2,300        |                           |
|                                 | ALUV900.AB              | 0  | 0                | 0              | 0                 | 0                 | -600          |                           |
|                                 | ALUV950.AB              | 0  | 0                | 0              | 0                 | 0                 | -3,100        |                           |
|                                 | <b>Total Put Abril</b>  | <b>0</b>                                 | <b>0</b>         | <b>0</b>       | <b>31,600</b>     | <b>31,600</b>     | <b>-7,100</b> |                           |
|                                 | ALUV1000JU              | 0  | 0                | 0              | 500               | 500               | 200           |                           |
|                                 | ALUV1150JU              | 0  | 0                | 0              | 200               | 200               | 0             |                           |
|                                 | ALUV1300JU              | 0  | 0                | 0              | 100               | 100               | 0             |                           |
|                                 | ALUV700.JU              | 0  | 0                | 0              | 4,600             | 4,600             | 0             |                           |
|                                 | ALUV750.JU              | 0  | 0                | 0              | 14,700            | 14,700            | 0             |                           |
|                                 | ALUV850.JU              | 0  | 0                | 0              | 14,900            | 14,900            | 800           |                           |
|                                 | ALUV900.JU              | 0  | 0                | 0              | 1,000             | 1,000             | 0             |                           |
|                                 | ALUV950.JU              | 0  | 0                | 0              | 100               | 100               | 0             |                           |
|                                 | <b>Total Put Junio</b>  | <b>0</b>                                 | <b>0</b>         | <b>0</b>       | <b>36,100</b>     | <b>36,100</b>     | <b>1,000</b>  |                           |
|                                 | ALUV600.AG              | 0  | 0                | 0              | 36,500            | 36,500            | 0             |                           |
|                                 | ALUV700.AG              | 0  | 0                | 0              | 5,100             | 5,100             | 3,400         |                           |
|                                 | ALUV750.AG              | 0  | 0                | 0              | 5,500             | 5,500             | 1,600         |                           |
|                                 | ALUV800.AG              | 0  | 0                | 0              | 12,000            | 12,000            | 500           |                           |
|                                 | <b>Total Put Agosto</b> | <b>0</b>                                 | <b>0</b>         | <b>0</b>       | <b>59,100</b>     | <b>59,100</b>     | <b>5,500</b>  |                           |
| BBAR                            | BBAV3000AB              | 0  | 0                | 0              | 0                 | 0                 | 0             |                           |
|                                 | <b>Total Put Abril</b>  | <b>0</b>                                 | <b>0</b>         | <b>0</b>       | <b>0</b>          | <b>0</b>          | <b>0</b>      |                           |
|                                 | BBAV2400JU              | 0  | 200              | 0              | 3,100             | 3,300             | 100           |                           |
|                                 | BBAV2500JU              | 0  | 100              | 0              | 12,600            | 12,700            | 6,100         |                           |
|                                 | BBAV2600JU              | 0  | 0                | 0              | 6,300             | 6,300             | 200           |                           |
|                                 | BBAV2700JU              | 0  | 0                | 0              | 100               | 100               | 0             |                           |
|                                 | BBAV2800JU              | 0  | 0                | 0              | 100               | 100               | 0             |                           |
|                                 | BBAV3200JU              | 0  | 0                | 0              | 1,100             | 1,100             | 0             |                           |
|                                 | <b>Total Put Junio</b>  | <b>0</b>                                 | <b>300</b>       | <b>0</b>       | <b>23,300</b>     | <b>23,600</b>     | <b>6,400</b>  |                           |
| BMA                             | BMAV2100AB              | 0  | 0                | 0              | 300               | 300               | 0             |                           |
|                                 | BMAV5600AB              | 0  | 100              | 0              | 0                 | 100               | 0             |                           |
|                                 | <b>Total Put Abril</b>  | <b>0</b>                                 | <b>100</b>       | <b>0</b>       | <b>300</b>        | <b>400</b>        | <b>0</b>      |                           |
|                                 | BMAV2500JU              | 0  | 0                | 0              | 10,600            | 10,600            | 0             |                           |
|                                 | BMAV2700JU              | 0  | 0                | 0              | 100               | 100               | 0             |                           |
|                                 | BMAV3400JU              | 0  | 0                | 0              | 100               | 100               | 0             |                           |
|                                 | BMAV4800JU              | 0  | 0                | 0              | 2,200             | 2,200             | 100           |                           |
|                                 | <b>Total Put Junio</b>  | <b>0</b>                                 | <b>0</b>         | <b>0</b>       | <b>13,000</b>     | <b>13,000</b>     | <b>100</b>    |                           |
| BYMA                            | BYMV10463A              | 0  | 0                | 0              | 100               | 100               | 0             |                           |
|                                 | BYMV90635A              | 0  | 0                | 0              | 26,300            | 26,300            | 0             |                           |
|                                 | <b>Total Put Abril</b>  | <b>0</b>                                 | <b>0</b>         | <b>0</b>       | <b>26,400</b>     | <b>26,400</b>     | <b>0</b>      |                           |
|                                 | BYMV1100JU              | 0  | 0                | 0              | 0                 | 0                 | 0             |                           |
|                                 | BYMV1200JU              | 0  | 0                | 0              | 600               | 600               | 300           |                           |
|                                 | BYMV84635J              | 0  | 0                | 0              | 8,200             | 8,200             | 0             |                           |
|                                 | BYMV94635J              | 0  | 0                | 0              | 18,900            | 18,900            | 0             |                           |
|                                 | BYMV99635J              | 0  | 0                | 0              | 3,100             | 3,100             | 0             |                           |
|                                 | <b>Total Put Junio</b>  | <b>0</b>                                 | <b>0</b>         | <b>0</b>       | <b>30,800</b>     | <b>30,800</b>     | <b>300</b>    |                           |
|                                 | BYMV1150AG              | 0  | 0                | 0              | 400               | 400               | 200           |                           |
|                                 | BYMV1300AG              | 0  | 0                | 0              | 100               | 100               | 0             |                           |
|                                 | BYMV14463G              | 0  | 0                | 0              | 100               | 100               | 0             |                           |
|                                 | BYMV15463G              | 0  | 0                | 0              | 400               | 400               | 0             |                           |
|                                 | <b>Total Put Agosto</b> | <b>0</b>                                 | <b>0</b>         | <b>0</b>       | <b>1,000</b>      | <b>1,000</b>      | <b>200</b>    |                           |
| CEPU                            | CEPV1000AB              | 0  | 0                | 0              | 0                 | 0                 | -300          |                           |
|                                 | CEPV1100AB              | 0  | 0                | 0              | 0                 | 0                 | -1,300        |                           |
|                                 | CEPV1200AB              | 0  | 0                | 0              | 0                 | 0                 | -3,100        |                           |
|                                 | CEPV900.AB              | 0  | 0                | 0              | 200               | 200               | 0             |                           |
|                                 | <b>Total Put Abril</b>  | <b>0</b>                                 | <b>0</b>         | <b>0</b>       | <b>200</b>        | <b>200</b>        | <b>-4,700</b> |                           |
|                                 | CEPV1000JU              | 0  | 0                | 0              | 200               | 200               | 0             |                           |
|                                 | <b>Total Put Junio</b>  | <b>0</b>                                 | <b>0</b>         | <b>0</b>       | <b>200</b>        | <b>200</b>        | <b>0</b>      |                           |

**Anexo B**
**Posiciones Abiertas por Especie al 18/04/2024**

| Especie | Serie                   | Posiciones (nominales) - Open Interest - |               |          |                  |                  | total           | Variación c/ día anterior |
|---------|-------------------------|--|---------------|----------|------------------|------------------|-----------------|---------------------------|
|         |                         | cubiertas                                | opuestas      | cruzadas | descubiertas     |                  |                 |                           |
|         | CEPV1000AG              | 0  | 0             | 0        | 200              | 200              | 0               |                           |
|         | CEPV1100AG              | 0  | 0             | 0        | 300              | 300              | 0               |                           |
|         | CEPV900.AG              | 0  | 0             | 0        | 29,600           | 29,600           | 0               |                           |
|         | <b>Total Put Agosto</b> | <b>0</b>                                 | <b>0</b>      | <b>0</b> | <b>30,100</b>    | <b>30,100</b>    | <b>0</b>        |                           |
| COME    | COMV102.AB              | 0  | 0             | 0        | 76,200           | 76,200           | 0               |                           |
|         | COMV105.AB              | 0  | 0             | 0        | 2,200            | 2,200            | -5,900          |                           |
|         | COMV108.AB              | 0  | 14,300        | 0        | 100              | 14,400           | -236,200        |                           |
|         | COMV113.AB              | 0  | 0             | 0        | 0                | 0                | -20,200         |                           |
|         | COMV118.AB              | 0  | 0             | 0        | 0                | 0                | -200            |                           |
|         | COMV123.AB              | 0  | 0             | 0        | 0                | 0                | -100            |                           |
|         | COMV134.AB              | 0  | 100           | 0        | 0                | 100              | 0               |                           |
|         | COMV81.0AB              | 0  | 0             | 0        | 347,200          | 347,200          | 0               |                           |
|         | COMV84.0AB              | 0  | 0             | 0        | 800              | 800              | 0               |                           |
|         | COMV87.0AB              | 0  | 0             | 0        | 221,600          | 221,600          | 0               |                           |
|         | COMV90.0AB              | 0  | 0             | 0        | 298,000          | 298,000          | 0               |                           |
|         | COMV93.0AB              | 0  | 0             | 0        | 268,700          | 268,700          | 0               |                           |
|         | COMV96.0AB              | 0  | 0             | 0        | 104,200          | 104,200          | 0               |                           |
|         | COMV99.0AB              | 0  | 0             | 0        | 216,100          | 216,100          | 0               |                           |
|         | <b>Total Put Abril</b>  | <b>0</b>                                 | <b>14,400</b> | <b>0</b> | <b>1,535,100</b> | <b>1,549,500</b> | <b>-262,600</b> |                           |
|         | COMV102.JU              | 0  | 0             | 0        | 50,000           | 50,000           | 32,000          |                           |
|         | COMV108.JU              | 0  | 2,500         | 0        | 0                | 2,500            | 2,500           |                           |
|         | COMV164.JU              | 0  | 0             | 0        | 0                | 0                | 0               |                           |
|         | COMV90.0JU              | 0  | 4,000         | 0        | 1,500            | 5,500            | 1,500           |                           |
|         | COMV96.0JU              | 0  | 1,200         | 0        | 200,000          | 201,200          | 200,000         |                           |
|         | <b>Total Put Junio</b>  | <b>0</b>                                 | <b>7,700</b>  | <b>0</b> | <b>251,500</b>   | <b>259,200</b>   | <b>236,000</b>  |                           |
|         | COMV102.AG              | 0  | 0             | 0        | 134,600          | 134,600          | 1,400           |                           |
|         | COMV108.AG              | 0  | 0             | 0        | 1,500            | 1,500            | 0               |                           |
|         | <b>Total Put Agosto</b> | <b>0</b>                                 | <b>0</b>      | <b>0</b> | <b>136,100</b>   | <b>136,100</b>   | <b>1,400</b>    |                           |
| CRES    | CREV1000AB              | 0  | 0             | 0        | 0                | 0                | -100            |                           |
|         | CREV1100AB              | 0  | 0             | 0        | 0                | 0                | 0               |                           |
|         | CREV850.AB              | 0  | 0             | 0        | 100              | 100              | 0               |                           |
|         | CREV950.AB              | 0  | 0             | 0        | 0                | 0                | 0               |                           |
|         | <b>Total Put Abril</b>  | <b>0</b>                                 | <b>0</b>      | <b>0</b> | <b>100</b>       | <b>100</b>       | <b>-100</b>     |                           |
|         | CREV1050JU              | 0  | 0             | 0        | 0                | 0                | 0               |                           |
|         | CREV1200JU              | 0  | 0             | 0        | 0                | 0                | 0               |                           |
|         | <b>Total Put Junio</b>  | <b>0</b>                                 | <b>0</b>      | <b>0</b> | <b>0</b>         | <b>0</b>         | <b>0</b>        |                           |
|         | CREV1000AG              | 0  | 0             | 0        | 500              | 500              | 0               |                           |
|         | CREV1050AG              | 0  | 0             | 0        | 100              | 100              | 100             |                           |
|         | CREV850.AG              | 0  | 0             | 0        | 300              | 300              | 0               |                           |
|         | CREV900.AG              | 0  | 0             | 0        | 4,200            | 4,200            | 0               |                           |
|         | CREV950.AG              | 0  | 0             | 0        | 2,200            | 2,200            | 0               |                           |
|         | <b>Total Put Agosto</b> | <b>0</b>                                 | <b>0</b>      | <b>0</b> | <b>7,300</b>     | <b>7,300</b>     | <b>100</b>      |                           |
| EDN     | EDNV1000AB              | 0  | 0             | 0        | 0                | 0                | -800            |                           |
|         | EDNV1100AB              | 0  | 0             | 0        | 0                | 0                | -100            |                           |
|         | EDNV800.AB              | 0  | 0             | 0        | 300              | 300              | 0               |                           |
|         | EDNV900.AB              | 0  | 0             | 0        | 0                | 0                | -200            |                           |
|         | <b>Total Put Abril</b>  | <b>0</b>                                 | <b>0</b>      | <b>0</b> | <b>300</b>       | <b>300</b>       | <b>-1,100</b>   |                           |
|         | EDNV1000JU              | 0  | 0             | 0        | 200              | 200              | 0               |                           |
|         | EDNV700.JU              | 0  | 0             | 0        | 25,300           | 25,300           | 0               |                           |
|         | EDNV800.JU              | 0  | 0             | 0        | 16,500           | 16,500           | 0               |                           |
|         | <b>Total Put Junio</b>  | <b>0</b>                                 | <b>0</b>      | <b>0</b> | <b>42,000</b>    | <b>42,000</b>    | <b>0</b>        |                           |
|         | EDNV1000AG              | 0  | 0             | 0        | 2,400            | 2,400            | 100             |                           |
|         | <b>Total Put Agosto</b> | <b>0</b>                                 | <b>0</b>      | <b>0</b> | <b>2,400</b>     | <b>2,400</b>     | <b>100</b>      |                           |
| GGAL    | GFGV1250AB              | 0  | 0             | 0        | 191,500          | 191,500          | 0               |                           |
|         | GFGV1300AB              | 0  | 0             | 0        | 152,000          | 152,000          | 0               |                           |
|         | GFGV1350AB              | 0  | 0             | 0        | 279,500          | 279,500          | 0               |                           |
|         | GFGV1400AB              | 0  | 0             | 0        | 214,000          | 214,000          | 0               |                           |
|         | GFGV1450AB              | 0  | 0             | 0        | 540,500          | 540,500          | 0               |                           |
|         | GFGV1500AB              | 0  | 0             | 0        | 443,600          | 443,600          | 0               |                           |
|         | GFGV1570AB              | 0  | 0             | 0        | 581,900          | 581,900          | 0               |                           |
|         | GFGV1640AB              | 0  | 0             | 0        | 456,500          | 456,500          | 0               |                           |
|         | GFGV1710AB              | 0  | 0             | 0        | 726,300          | 726,300          | 0               |                           |
|         | GFGV1780AB              | 0  | 0             | 0        | 288,100          | 288,100          | 0               |                           |
|         | GFGV1860AB              | 0  | 0             | 0        | 385,000          | 385,000          | -79,900         |                           |
|         | GFGV1940AB              | 0  | 0             | 0        | 1,064,800        | 1,064,800        | 0               |                           |
|         | GFGV2020AB              | 0  | 0             | 0        | 1,408,500        | 1,408,500        | 0               |                           |
|         | GFGV2100AB              | 0  | 0             | 0        | 1,657,400        | 1,657,400        | 0               |                           |
|         | GFGV2200AB              | 0  | 0             | 0        | 1,989,100        | 1,989,100        | -40,500         |                           |
|         | GFGV2300AB              | 0  | 0             | 0        | 1,503,300        | 1,503,300        | -5,200          |                           |
|         | GFGV2400AB              | 0  | 0             | 0        | 1,545,800        | 1,545,800        | 0               |                           |
|         | GFGV2500AB              | 0  | 0             | 0        | 1,473,900        | 1,473,900        | -149,000        |                           |
|         | GFGV2600AB              | 0  | 0             | 0        | 1,153,900        | 1,153,900        | -91,800         |                           |
|         | GFGV2700AB              | 0  | 0             | 0        | 898,300          | 898,300          | -820,500        |                           |
|         | GFGV2800AB              | 0  | 0             | 0        | 936,900          | 936,900          | -91,400         |                           |
|         | GFGV2900AB              | 0  | 0             | 0        | 974,800          | 974,800          | -116,000        |                           |
|         | GFGV3000AB              | 0  | 2,500         | 0        | 97,300           | 99,800           | -265,900        |                           |

## Anexo B

## Posiciones Abiertas por Especie al 18/04/2024

| Especie | Serie                   | Posiciones (nominales) - Open Interest - |                  |          |                   |                   | total             | Variación c/ día anterior |
|---------|-------------------------|--|------------------|----------|-------------------|-------------------|-------------------|---------------------------|
|         |                         | cubiertas                                | opuestas         | cruzadas | descubiertas      |                   |                   |                           |
|         | GFGV3150AB              | 0  | 22,400           | 0        | 0                 | 22,400            | -31,100           |                           |
|         | GFGV3300AB              | 0  | 0                | 0        | 0                 | 0                 | -5,900            |                           |
|         | GFGV3450AB              | 0  | 800              | 0        | 0                 | 800               | 200               |                           |
|         | GFGV3600AB              | 0  | 500              | 0        | 0                 | 500               | 0                 |                           |
|         | GFGV700.AB              | 0  | 0                | 0        | 3,927,100         | 3,927,100         | 600               |                           |
|         | GFGV800.AB              | 0  | 0                | 0        | 1,032,300         | 1,032,300         | 0                 |                           |
|         | <b>Total Put Abril</b>  | <b>0</b>                                 | <b>26,200</b>    | <b>0</b> | <b>23,922,300</b> | <b>23,948,500</b> | <b>-1,696,400</b> |                           |
|         | GFGV1200JU              | 0  | 25,100           | 0        | 2,427,100         | 2,452,200         | 72,900            |                           |
|         | GFGV1640JU              | 0  | 1,900            | 0        | 1,015,200         | 1,017,100         | 197,800           |                           |
|         | GFGV1710JU              | 0  | 6,200            | 0        | 14,400            | 20,600            | 13,100            |                           |
|         | GFGV1860JU              | 0  | 36,200           | 0        | 24,300            | 60,500            | 25,900            |                           |
|         | GFGV2020JU              | 0  | 0                | 0        | 29,700            | 29,700            | 16,000            |                           |
|         | GFGV2100JU              | 0  | 3,500            | 0        | 10,000            | 13,500            | 8,500             |                           |
|         | GFGV2200JU              | 0  | 209,800          | 0        | 166,400           | 376,200           | 69,200            |                           |
|         | GFGV2300JU              | 0  | 25,900           | 0        | 31,300            | 57,200            | 21,400            |                           |
|         | GFGV2400JU              | 0  | 175,689          | 0        | 61,511            | 237,200           | 80,300            |                           |
|         | GFGV2500JU              | 0  | 9,900            | 0        | 10,200            | 20,100            | 7,800             |                           |
|         | GFGV2600JU              | 0  | 126,800          | 0        | 130,400           | 257,200           | 38,800            |                           |
|         | GFGV2700JU              | 0  | 139,500          | 0        | 135,200           | 274,700           | 64,800            |                           |
|         | GFGV2800JU              | 0  | 136,300          | 0        | 89,500            | 225,800           | 63,400            |                           |
|         | GFGV2900JU              | 0  | 140,100          | 0        | 34,600            | 174,700           | 36,600            |                           |
|         | GFGV3000JU              | 0  | 153,200          | 0        | 98,900            | 252,100           | 31,500            |                           |
|         | GFGV3150JU              | 0  | 61,500           | 0        | 5,600             | 67,100            | 1,200             |                           |
|         | GFGV3300JU              | 0  | 15,000           | 0        | 3,100             | 18,100            | -9,200            |                           |
|         | GFGV3450JU              | 0  | 1,900            | 0        | 300               | 2,200             | 100               |                           |
|         | GFGV3600JU              | 0  | 0                | 0        | 300               | 300               | -200              |                           |
|         | <b>Total Put Junio</b>  | <b>0</b>                                 | <b>1,268,489</b> | <b>0</b> | <b>4,288,011</b>  | <b>5,556,500</b>  | <b>739,900</b>    |                           |
|         | GFGV2700AG              | 0  | 0                | 0        | 2,200             | 2,200             | 0                 |                           |
|         | <b>Total Put Agosto</b> | <b>0</b>                                 | <b>0</b>         | <b>0</b> | <b>2,200</b>      | <b>2,200</b>      | <b>0</b>          |                           |
| LOMA    | LOMV1420AB              | 0  | 0                | 0        | 4,300             | 4,300             | 0                 |                           |
|         | LOMV1480AB              | 0  | 0                | 0        | 0                 | 0                 | 0                 |                           |
|         | <b>Total Put Abril</b>  | <b>0</b>                                 | <b>0</b>         | <b>0</b> | <b>4,300</b>      | <b>4,300</b>      | <b>0</b>          |                           |
| PAMP    | PAMV1660AB              | 0  | 0                | 0        | 4,700             | 4,700             | 0                 |                           |
|         | PAMV1720AB              | 0  | 0                | 0        | 8,200             | 8,200             | 0                 |                           |
|         | PAMV1780AB              | 0  | 0                | 0        | 2,800             | 2,800             | 0                 |                           |
|         | PAMV1840AB              | 0  | 0                | 0        | 2,600             | 2,600             | -25,800           |                           |
|         | PAMV1900AB              | 0  | 0                | 0        | 0                 | 0                 | -3,000            |                           |
|         | PAMV1960AB              | 0  | 0                | 0        | 0                 | 0                 | -4,000            |                           |
|         | PAMV2020AB              | 0  | 0                | 0        | 0                 | 0                 | -2,400            |                           |
|         | PAMV2140AB              | 0  | 0                | 0        | 0                 | 0                 | 0                 |                           |
|         | PAMV2200AB              | 0  | 0                | 0        | 0                 | 0                 | 0                 |                           |
|         | PAMV2260AB              | 0  | 0                | 0        | 0                 | 0                 | -1,900            |                           |
|         | <b>Total Put Abril</b>  | <b>0</b>                                 | <b>0</b>         | <b>0</b> | <b>18,300</b>     | <b>18,300</b>     | <b>-37,100</b>    |                           |
|         | PAMV1600JU              | 0  | 500              | 0        | 11,500            | 12,000            | 5,300             |                           |
|         | PAMV1720JU              | 0  | 0                | 0        | 100               | 100               | 0                 |                           |
|         | PAMV1840JU              | 0  | 100              | 0        | 500               | 600               | 500               |                           |
|         | PAMV1900JU              | 0  | 100              | 0        | 100               | 200               | 0                 |                           |
|         | PAMV1960JU              | 0  | 0                | 0        | 1,400             | 1,400             | 1,200             |                           |
|         | PAMV2200JU              | 0  | 0                | 0        | 0                 | 0                 | 0                 |                           |
|         | PAMV2260JU              | 0  | 0                | 0        | 100               | 100               | 0                 |                           |
|         | PAMV2820JU              | 0  | 0                | 0        | 100               | 100               | 100               |                           |
|         | <b>Total Put Junio</b>  | <b>0</b>                                 | <b>700</b>       | <b>0</b> | <b>13,800</b>     | <b>14,500</b>     | <b>7,100</b>      |                           |
|         | PAMV1600AG              | 0  | 0                | 0        | 10,200            | 10,200            | 2,000             |                           |
|         | PAMV1720AG              | 0  | 0                | 0        | 4,500             | 4,500             | 0                 |                           |
|         | PAMV2320AG              | 0  | 0                | 0        | 100               | 100               | 0                 |                           |
|         | <b>Total Put Agosto</b> | <b>0</b>                                 | <b>0</b>         | <b>0</b> | <b>14,800</b>     | <b>14,800</b>     | <b>2,000</b>      |                           |
| SUPV    | SUPV1000AB              | 0  | 0                | 0        | 400               | 400               | 0                 |                           |
|         | SUPV1200AB              | 0  | 100              | 0        | 0                 | 100               | -800              |                           |
|         | SUPV1300AB              | 0  | 0                | 0        | 0                 | 0                 | -400              |                           |
|         | SUPV1400AB              | 0  | 0                | 0        | 0                 | 0                 | -1,100            |                           |
|         | SUPV1500AB              | 0  | 200              | 0        | 0                 | 200               | -3,500            |                           |
|         | SUPV1600AB              | 0  | 0                | 0        | 0                 | 0                 | -200              |                           |
|         | <b>Total Put Abril</b>  | <b>0</b>                                 | <b>300</b>       | <b>0</b> | <b>400</b>        | <b>700</b>        | <b>-6,000</b>     |                           |
|         | SUPV1000JU              | 0  | 0                | 0        | 400               | 400               | 0                 |                           |
|         | SUPV840.JU              | 0  | 0                | 0        | 22,900            | 22,900            | 0                 |                           |
|         | <b>Total Put Junio</b>  | <b>0</b>                                 | <b>0</b>         | <b>0</b> | <b>23,300</b>     | <b>23,300</b>     | <b>0</b>          |                           |
| TGSU2   | TGSV2500AB              | 0  | 0                | 0        | 17,400            | 17,400            | 0                 |                           |
|         | TGSV2600AB              | 0  | 0                | 0        | 20,500            | 20,500            | 0                 |                           |
|         | TGSV2700AB              | 0  | 0                | 0        | 2,100             | 2,100             | 0                 |                           |
|         | TGSV2900AB              | 0  | 0                | 0        | 100               | 100               | 0                 |                           |
|         | TGSV3000AB              | 0  | 0                | 0        | 200               | 200               | 0                 |                           |
|         | TGSV3200AB              | 0  | 0                | 0        | 0                 | 0                 | 0                 |                           |
|         | TGSV3300AB              | 0  | 0                | 0        | 100               | 100               | 0                 |                           |
|         | TGSV3500AB              | 0  | 0                | 0        | 0                 | 0                 | 0                 |                           |
|         | TGSV3600AB              | 0  | 0                | 0        | 0                 | 0                 | -300              |                           |
|         | TGSV3700AB              | 0  | 0                | 0        | 0                 | 0                 | 0                 |                           |

## Anexo B

## Posiciones Abiertas por Especie al 18/04/2024

| Especie                        | Serie                   | Posiciones (nominales) - Open Interest - |                  |          |                   |                   | total          | Variación c/ día anterior |
|--------------------------------|-------------------------|--|------------------|----------|-------------------|-------------------|----------------|---------------------------|
|                                |                         | cubiertas                                | opuestas         | cruzadas | descubiertas      |                   |                |                           |
|                                | TGSV3800AB              | 0  | 0                | 0        | 0                 | 0                 | 0              |                           |
|                                | <b>Total Put Abril</b>  | <b>0</b>                                 | <b>0</b>         | <b>0</b> | <b>40,400</b>     | <b>40,400</b>     | <b>-300</b>    |                           |
|                                | TGSV2600JU              | 0  | 0                | 0        | 8,900             | 8,900             | 0              |                           |
|                                | TGSV3600JU              | 0  | 0                | 0        | 0                 | 0                 | 0              |                           |
|                                | <b>Total Put Junio</b>  | <b>0</b>                                 | <b>0</b>         | <b>0</b> | <b>8,900</b>      | <b>8,900</b>      | <b>0</b>       |                           |
|                                | TGSV3400AG              | 0  | 0                | 0        | 700               | 700               | 0              |                           |
|                                | TGSV3500AG              | 0  | 0                | 0        | 100               | 100               | 0              |                           |
|                                | <b>Total Put Agosto</b> | <b>0</b>                                 | <b>0</b>         | <b>0</b> | <b>800</b>        | <b>800</b>        | <b>0</b>       |                           |
| TRAN                           | TRAV1000AB              | 0  | 0                | 0        | 1,700             | 1,700             | 0              |                           |
|                                | TRAV1300AB              | 0  | 0                | 0        | 0                 | 0                 | -100           |                           |
|                                | TRAV1400AB              | 0  | 0                | 0        | 0                 | 0                 | -200           |                           |
|                                | TRAV1500AB              | 0  | 400              | 0        | 0                 | 400               | -100           |                           |
|                                | TRAV1600AB              | 0  | 100              | 0        | 0                 | 100               | 0              |                           |
|                                | TRAV1700AB              | 0  | 0                | 0        | 0                 | 0                 | 0              |                           |
|                                | TRAV500.AB              | 0  | 0                | 0        | 6,900             | 6,900             | 0              |                           |
|                                | <b>Total Put Abril</b>  | <b>0</b>                                 | <b>500</b>       | <b>0</b> | <b>8,600</b>      | <b>9,100</b>      | <b>-400</b>    |                           |
|                                | TRAV1100JU              | 0  | 0                | 0        | 15,000            | 15,000            | 0              |                           |
|                                | <b>Total Put Junio</b>  | <b>0</b>                                 | <b>0</b>         | <b>0</b> | <b>15,000</b>     | <b>15,000</b>     | <b>0</b>       |                           |
| TXAR                           | TXAV1000AB              | 0  | 0                | 0        | 0                 | 0                 | 0              |                           |
|                                | TXAV1100AB              | 0  | 0                | 0        | 0                 | 0                 | 0              |                           |
|                                | TXAV1150AB              | 0  | 0                | 0        | 0                 | 0                 | 0              |                           |
|                                | TXAV1350AB              | 0  | 0                | 0        | 0                 | 0                 | 0              |                           |
|                                | TXAV700.AB              | 0  | 0                | 0        | 1,900             | 1,900             | 0              |                           |
|                                | TXAV750.AB              | 0  | 0                | 0        | 12,800            | 12,800            | 0              |                           |
|                                | TXAV800.AB              | 0  | 0                | 0        | 29,200            | 29,200            | 0              |                           |
|                                | TXAV850.AB              | 0  | 0                | 0        | 0                 | 0                 | -6,900         |                           |
|                                | TXAV900.AB              | 0  | 300              | 0        | 0                 | 300               | -1,300         |                           |
|                                | TXAV950.AB              | 0  | 0                | 0        | 0                 | 0                 | -1,800         |                           |
|                                | <b>Total Put Abril</b>  | <b>0</b>                                 | <b>300</b>       | <b>0</b> | <b>43,900</b>     | <b>44,200</b>     | <b>-10,000</b> |                           |
|                                | TXAV500.JU              | 0  | 0                | 0        | 2,500             | 2,500             | 0              |                           |
|                                | TXAV700.JU              | 0  | 500              | 0        | 1,200             | 1,700             | 0              |                           |
|                                | TXAV800.JU              | 0  | 0                | 0        | 0                 | 8,600             | 0              |                           |
|                                | <b>Total Put Junio</b>  | <b>0</b>                                 | <b>500</b>       | <b>0</b> | <b>12,300</b>     | <b>12,800</b>     | <b>0</b>       |                           |
|                                | TXAV700.AG              | 0  | 0                | 0        | 2,100             | 2,100             | 0              |                           |
|                                | <b>Total Put Agosto</b> | <b>0</b>                                 | <b>0</b>         | <b>0</b> | <b>2,100</b>      | <b>2,100</b>      | <b>0</b>       |                           |
| YFPD                           | YPFV14800A              | 0  | 0                | 0        | 1,800             | 1,800             | 0              |                           |
|                                | YPFV15300A              | 0  | 0                | 0        | 1,600             | 1,600             | 0              |                           |
|                                | YPFV16000A              | 0  | 0                | 0        | 5,800             | 5,800             | 0              |                           |
|                                | YPFV16700A              | 0  | 0                | 0        | 9,700             | 9,700             | 0              |                           |
|                                | YPFV17400A              | 0  | 0                | 0        | 7,700             | 7,700             | 0              |                           |
|                                | YPFV18100A              | 0  | 0                | 0        | 2,900             | 2,900             | 0              |                           |
|                                | YPFV18800A              | 0  | 0                | 0        | 7,000             | 7,000             | 0              |                           |
|                                | YPFV19700A              | 0  | 0                | 0        | 3,900             | 3,900             | 0              |                           |
|                                | YPFV20600A              | 0  | 0                | 0        | 1,100             | 1,100             | 0              |                           |
|                                | YPFV21500A              | 0  | 200              | 0        | 0                 | 200               | -1,600         |                           |
|                                | YPFV22400A              | 0  | 0                | 0        | 0                 | 0                 | -1,200         |                           |
|                                | YPFV23500A              | 0  | 0                | 0        | 0                 | 0                 | -1,800         |                           |
|                                | YPFV7600AB              | 0  | 0                | 0        | 5,200             | 5,200             | 0              |                           |
|                                | <b>Total Put Abril</b>  | <b>0</b>                                 | <b>200</b>       | <b>0</b> | <b>46,700</b>     | <b>46,900</b>     | <b>-4,600</b>  |                           |
|                                | YPFV14800J              | 0  | 0                | 0        | 100               | 100               | 0              |                           |
|                                | YPFV15300J              | 0  | 0                | 0        | 100               | 100               | 0              |                           |
|                                | YPFV16000J              | 0  | 0                | 0        | 2,100             | 2,100             | 0              |                           |
|                                | YPFV16700J              | 0  | 0                | 0        | 2,000             | 2,000             | 0              |                           |
|                                | YPFV18100J              | 0  | 200              | 0        | 2,400             | 2,600             | 2,600          |                           |
|                                | YPFV20600J              | 0  | 0                | 0        | 0                 | 0                 | 0              |                           |
|                                | YPFV21500J              | 0  | 0                | 0        | 100               | 100               | 100            |                           |
|                                | <b>Total Put Junio</b>  | <b>0</b>                                 | <b>200</b>       | <b>0</b> | <b>6,800</b>      | <b>7,000</b>      | <b>2,700</b>   |                           |
|                                | YPFV18800G              | 0  | 0                | 0        | 200               | 200               | 0              |                           |
|                                | <b>Total Put Agosto</b> | <b>0</b>                                 | <b>0</b>         | <b>0</b> | <b>200</b>        | <b>200</b>        | <b>0</b>       |                           |
| <b>Total Opciones de Venta</b> |                         | <b>0</b>                                 | <b>1,324,905</b> | <b>0</b> | <b>32,498,995</b> | <b>33,823,900</b> |                |                           |

Lanzador cubierto: Es el sujeto que se obliga a cumplir con el derecho que la opción le otorga al titular depositando como garantía el activo subyacente. Esta figura sólo es aplicable a las opciones de compra.

Lanzador descubierto: Es el sujeto que se obliga a cumplir con el derecho que la opción le otorga al titular, sin depositar el activo subyacente. Esta figura es aplicable optativamente a las opciones de compra e indefectiblemente a las opciones de venta.

Posiciones Opuestas: Las posiciones opuestas acreditan las siguientes condiciones: a) opciones del mismo tipo (compra o venta) y de naturaleza inversa (titular, lanzador) sobre un mismo activo subyacente y b) idénticas cantidades de lotes lanzados y titulares en diferentes series

Posiciones Cruzadas: Combinan opciones con operaciones a plazo autorizadas que impliquen posiciones inversas, efectuadas para un comitente en la misma firma de agente o sociedad de bolsa, por la misma cantidad y sobre el mismo activo subyacente.

(!): Información tomada de Refinitiv.

**Anexo B**
**Posiciones Abiertas por Especie al 18/04/2024**

| Especie | Serie | Posiciones (nominales) - Open Interest - |          |          |              |       |                           |
|---------|-------|--|----------|----------|--------------|-------|---------------------------|
|         |       | cubiertas                                | opuestas | cruzadas | descubiertas | total | Variación c/ día anterior |

DIRECTOR GENERAL: Ernesto Allaria  
 GERENTE GENERAL: Lic. Mario Maydana  
 ECONOMIA Y FINANZAS: Lic. Mariana Van Gelderen, María Victoria Etcheverry Boneo, Pasante: Josefina Nardi Sanucci  
 ESTADISTICAS Y BASE DE DATOS: Lic. Rosa Santantonio, Ing. Jesús Martínez Soto  
 CAPACITACION: Adriana Vidoni

Instituto Argentino de Mercado de Capitales S.A. IAMC - BYMA  
 25 de Mayo 362 2° Piso (C1002ABH)  
 Ciudad Autónoma de Buenos Aires - Argentina  
 E-mail: [consultas@iamc.com.ar](mailto:consultas@iamc.com.ar)  
<https://www.iamc.com.ar>  
 @IAMC\_Oficial  
 Director de Publicación: Ernesto Allaria